ELECTRO.MEC

VENTILATIE INDUSTRIALA

www.electromec.ro

ALPHANUMERIC INDEX

AA 93
AA P/R 107
AAMAR 95
AAMAR/S 96
AAMHR 97
AAVC 98
AAVG 103
AAVM 105
AAVP 100
AAZA P/R 108
AAZVC 99
AAZVG 104
AAZVM 106
AAZVP 102
AAZZA P/R 109
BC 64
BCD350 39
BCD500 39
BCI 63
BD 54
BD 3V 56
BDE 57
BDEM 59
BDR 58
BOX BD 20
BOX BV 21
BOX HB 18
BOX HBF 26
BT 23
BV 60
BVC 61
BVCR 62
BVF 37
CTND 16
CTNH 12
CTNV 14
HA 45
HB 46
HB EE (x-d) 48
HBA 46
HBF 24
HH 52
HHP 53
HI 51
HJB 44
HJBPA 42
HJEPA 8
HM 49
HMA 49
HMF 28
HMTE 10
HTE 9
HTR 11
HTRE 11
MA 65
MA P/R 74
MB 68
MB P/R 75
MBC 72
MBC/FA 34
MBE 67
MBMAP 73
MBP 90
MBPA-MBPB 90
MBRC 78
MBRC/FA 35
MBRF 29
MBRH 88
MBRL 80
MBRLP 79
MBRM 83
MBRU 86
MBZM P/R 76
MRL 36
MZ 71
MZRH 89
MZRL 82
MZRM 85
MZRU 87
MZZM P/R 77
SB 17
SOP 92
STANDARD 39
STANDARDMATIC 39
TN/SP 30
TN/VAT 32
VENTIMATIC 39

Note: All the performancer and dimensions of the new models are available in the Casals technical department.

INDUSTRIAL VENTILATION

HJBPA PLATE AXIAL FANS

GENERAL FEATURES:

·Range with 7 models from Ø 300 until Ø 620, provided with single phase and three phase 4 and 6 pole motors. Air-flow from 1.950 m³/h until 13.000 m³/h.

MANUFACTURING FEATURES:

· Square plate made of poliamide reinforced with fibreglass. High resistance against corrosion.
· Model 63 ONLY AVAILABLE IN STEEL SHEET PLATE and epoxy powder coat finishing.
· Variable pitch angle poliamide impeller reinforced with fibreglass.
· Supplied as standard with motor support and protection guard according to UNE-EN 20-359-74.
· Squirrel cage asincronous standard motor, IP-55 protection and rated class F insulation. Standard voltages 230V 50Hz for single phase motors, 230/400V 50Hz for three phase motors.

APPLICATIONS:

· Specially designed for wall assembly are suitable for:
· General ventilation.
· Renovation of stuffy air environments in buildings, shops and in any industry.

UNDER REQUEST:

· "Impelente" impeller (air sense from impeller to motor), reversible impeller and cast aluminium impeller.
· Steel sheet plates for the models under 56.
· Flameproof or explosionproof fans with ATEX certificated motors.
· 60Hz fans and special voltages.
· Thermal protection.



AXIAL FANS

casals
WE CONTROL AIR

SINGLE PHASE RANGE

Code	Model	Max. R.P.M.	Max. Current (A) 230	400	O. Power Kw	Max. Air Flow m3/h	Sound dB (A)	Weight Kg	Trd.Price €
268300103	HJBPA 30 M2/H 1/2	2.860	2,93	-	0,37	3.600	72	6	**249,60**
268310103	HJBPA 30 M4/L 1/8	1.310	1,32	-	0,1	1.950	51	5,5	**195,50**
268320103	HJBPA 30 M4/H 1/6	1.310	1,42	-	0,12	2.400	54	5,6	**222,40**
268350103	HJBPA 35 M2/H 1/2	2.860	2,93	-	0,37	6.000	75	7,5	**275,50**
268360103	HJBPA 35 M4/L 1/8	1.400	1,32	-	0,1	2.900	55	6,5	**197,80**
268370103	HJBPA 35 M4/H 1/6	1.310	1,42	-	0,12	3.400	59	6,6	**244,00**
268400103	HJBPA 40 M4/L 1/6	1.310	1,42	-	0,12	4.000	60	7,5	**253,40**
268410103	HJBPA 40 M4/H 1/3	1.340	1,91	-	0,25	5.200	62	7,7	**276,30**
268420103	HJBPA 40 M6/H 1/6	960	1,15	-	0,12	3.900	54	9	**313,30**
268450103	HJBPA 45 M4/L 1/3	1.340	1,6	-	0,25	5.900	64	12	**298,50**
268460103	HJBPA 45 M4/H 1/2	1.420	2,79	-	0,37	7.300	65	12,5	**320,40**
268470103	HJBPA 45 M6/H 1/6	960	1,15	-	0,12	5.400	58	13	**328,80**
268500103	HJBPA 50 M4/L 1/3	1.340	1,91	-	0,25	7.200	66	14	**341,70**
268510103	HJBPA 50 M4/H 3/4	1.350	4,57	-	0,55	10.200	69	15	**405,10**
268520103	HJBPA 50 M6/H 1/3	860	2,13	-	0,25	6.450	60	18	**386,90**
268560103	HJBPA 56 M4/L 3/4	1.350	4,57	-	0,55	11.000	71	19	**446,70**
268570103	HJB 56 M4/H 1,5 **	1.370	7,38	-	1,1	13.000	73	22	**463,40**
268580103	HJB 56 M6/H 1/3 **	860	2,13	-	0,25	7.900	61	19	**412,10**
300308400	●HJB 62 M4/L 1**	1.365	5,9	-	0,75	15.000	77	23	**511,20**
300308500	●HJB 62 M6/L 3/4**	910	4,2	-	0,55	10.000	67	21	**479,90**

● New models

NOVEDAD-NEW

THREE PHASE RANGE

Code	Model	Max. R.P.M.	Max. Current (A) 230	400	O. Power Kw	Max. Air Flow m3/h	Sound dB (A)	Weight Kg	Trd.Price €
268300106	HJBPA 30 T2/H 1/2	2.860	1,25	0,72	0,37	3.600	72	6	**190,30**
268310106	HJBPA 30 T4/L 1/8	1.310	0,64	0,33	0,1	1.950	51	5,5	**205,60**
268320106	HJBPA 30 T4/H 1/6	1.310	0,74	0,43	0,12	2.400	54	5,6	**234,60**
268350106	HJBPA 35 T2/H 1/2	2.860	1,25	0,72	0,37	6.000	75	7,5	**208,30**
268360106	HJBPA 35 T4/L 1/8	1.400	0,64	0,33	0,1	2.900	55	6,5	**232,80**
268370106	HJBPA 35 T4/H 1/6	1.310	0,74	0,43	0,12	3.400	59	6,6	**251,40**
268400106	HJBPA 40 T4/L 1/6	1.310	0,74	0,43	0,12	4.000	60	7,5	**260,70**
268410106	HJBPA 40 T4/H 1/3	1.340	1,4	0,81	0,25	5.200	62	7,7	**295,20**
268420106	HJBPA 40 T6/H 1/6	860	1,02	0,59	0,12	3.900	54	9	**276,60**
268450106	HJBPA 45 T4/L 1/3	1.340	14	0,8	0,25	5.900	64	12	**299,40**
268460106	HJBPA 45 T4/H 1/2	1.420	2,1	1,2	0,37	7.300	65	12,5	**316,90**
268470106	HJBPA 45 T6/H 1/6	860	1,02	0,59	0,12	5.400	58	13	**320,90**
268500106	HJBPA 50 T4/L 1/3	1.340	1,4	0,81	0,25	7.200	66	14	**379,30**
268510106	HJBPA 50 T4/H 3/4	1.350	2,45	1,42	0,55	10.200	69	15	**369,40**
268520106	HJBPA 50 T6/H 1/3	860	1,82	1,05	0,25	6.450	60	18	**395,50**
268560106	HJBPA 56 T4/L 3/4	1.350	2,45	1,42	0,55	11.000	71	19	**440,90**
268570106	HJB 56 T4/H 1,5 **	1.370	4,65	2,69	1,1	13.000	73	22	**391,20**
268580106	HJB 56 T6/H 1/3 **	860	1,82	1,05	0,25	7.900	61	19	**391,20**
300308600	●HJB 62 T4/L 1**	1.400	3,67	2,12	0,75	15.000	77	23	**493,00**
300308700	●HJB 62 T6/L.3/4**	900	3,46	2	0,55	10.000	67	21	**496,20**

● New models

Ancillaries

REG **RVA** **RFS** **ASD** **INT** **RPO** **PE** **PC** **PCP**

AXIAL FANS

casals
WE CONTROL AIR

HJB PLATE AXIAL FANS

GENERAL FEATURES:
Range with 3 models from Ø 800 until Ø 1200, provided with three phase 4 pole motors. Air-flow from 19.000 m³/h until 45.000 m³/h.

MANUFACTURING FEATURES:
- Fully made of galvanised steeel sheet.
- Fitted with automatic shutter.
- Galvanised steel sheet impeller.
- Protection guard in pulleys side.
- Squirrel cage asincronous standard motor, IP-55 protection and rated class F insulation. Standard voltages230/400V 50Hz.

APPLICATIONS:
- Specially designed for wall assembly are suitable for:
- General ventilation.
- The movement of big air volumes with low noise level
- Renovation of stuffy air environments in any local type.
- Poultry farms and greenhouses.

UNDER REQUEST:
- "Impelente" impeller (air sense from impeller to belts), reversible impeller or manufactured in stainless steel.
- Possibility of supplying the fan without shutter but with two protection guard in both fan sides.
- 2 speed motors.
- 60Hz fans and special voltages.

THREE PHASE RANGE

Code	Model	Max. R.P.M.	Max. Current (A) 230	Max. Current (A) 400	O. Power Kw	Max. Air Flow m3/h	Sound dB (A)	Weight Kg	Trd.Price €
266780106	HJB 80 T4 1/2	592	1,7	1	0,37	19.000	72	48	**777,20**
266800106	HJB 100 T4 3/4	486	2,8	1,6	0,55	30.500	73	64	**874,10**
266810160	HJB 120 T4 1	458	3,5	2	0,75	40.000	77	87	**912,20**
266810161	HJB 120 T4 1,5	513	4,8	2,8	1,1	45.000	78	90	**969,20**

Ancillaries

RVA **RFS** **ASD** **INT** **PE**

casals
WE CONTROL AIR

HA PLATE AXIAL FANS

GENERAL FEATURES:
Range with 3 diferent types from Ø 240 until Ø 1250, provided with single and three phase 4 and 6 pole motors. Air-flow from 980 m³/h until 5.500 m³/h.

MANUFACTURING FEATURES:
- Compact housing manufactured of aluminium L-2630 (Al.8 Si 3 Cu), epoxy powder coat finishing.
- Fixed pitch angle poliamide impeller reinforced with fibreglass.
- Squirrel cage asincronous standard motor, IP-55 protection and rated class F insulation. Standard voltages 230V 50Hz for single phase motors, 230/400V 50Hz for three phase motors.

APPLICATIONS:
- Specially designed for wall or duct assembly, are suitable for:
- General ventilation.
- Renovation of stuffy air environments in buildings and industry.
- Steam and smoke extraction.

UNDER REQUEST:
- 60Hz fans and special voltages.
- Cast aluminium impeller.

SINGLE PHASE RANGE

Code	Model	Max. R.P.M.	Max. Current (A) 230	400	O. Power Kw	Max. Air Flow m3/h	Sound dB (A)	Weight Kg	Trd.Price €
262070120	HA 24 M2 1/12	2.870	0,6	-	60	2.100	65	3,5	**182,40**
262250103	HA 24 M4 1/15	1.470	0,5	-	50	980	50	3,5	**169,60**
262100120	HA 28 M2 1/10	2.800	0,9	-	75	2.500	70	3,5	**197,40**
262280103	HA 28 M4 1/12	1.460	0,65	-	60	1.500	52	3,5	**173,70**
262310103	HA 35 M4 1/10	1.460	0,7	-	75	3.000	60	5,5	**222,50**
262500103	HA 35 M6 1/15	970	0,7	-	50	2.000	47	5,5	**234,60**

THREE PHASE RANGE

Code	Model	Max. R.P.M.	Max. Current (A) 230	400	O. Power Kw	Max. Air Flow m3/h	Sound dB (A)	Weight Kg	Trd.Price €
262070106	HA 24 T2 1/12	2.900	0,45	0,26	60	2.100	65	3,5	**174,90**
262250106	HA 24 T4 1/15	1.480	0,5	0,3	50	980	50	3,5	**162,60**
262100106	HA 28 T2 1/10	2.840	0,6	0,32	75	2.500	70	3,5	**189,90**
262280106	HA 28 T4 1/12	1.435	0,5	0,31	60	1.500	52	3,5	**165,50**
262140106	HA 35 T2 1/2	2.800	1,4	0,8	370	5.500	77	6,5	**241,70**
262310106	HA 35 T4 1/10	1.470	0,6	0,35	75	3.000	60	5,5	**213,90**
262500106	HA 35 T6 1/15	980	0,8	0,45	50	2.000	47	5,5	**228,80**

Ancillaries



REG **RVA** **RFS** **INT** **PE** **RPO** **Rp1** **PC** **PCP**

AXIAL FANS

casals
WE CONTROL AIR

HB PLATE AXIAL FANS

GENERAL FEATURES:
Range with 9 box types from Ø 450 until Ø 1250, provided with single phase 4 and 6 pole motors and with three phase 4, 6 and 8 pole motors. Air-flow from 5.300 m³/h until 109.000 m³/h.

MANUFACTURING FEATURES:
- Plate axial fan, circular reinforced frame.
- Motor-impeller assembly through modular system.
- Epoxy powder coat finishing.
- Squirrel cage asincronous standard motor, IP-55 protection and rated class F insulation. Standard voltages 230V 50Hz for single phase motors, 230/400V 50Hz for three phase, motors up to 5,5HP and 400/690V 50Hz for higher powers.
- **HB:**
- Variable pitch angle poliamide impeller reinforced with fibreglass
- **HBA:**
- Cast aluminium impeller variable pitch angle.

APPLICATIONS:
- Specially designed for wall or duct assembly, are suitable for:
- General ventilation.
- Renovation of stuffy air environments in buildings and industry.
- Smoke extraction
- Fresh air injection in any local types, buildings and industrial installations.

UNDER REQUEST:
- "Impelente" impeller (air sense from impeller to motor), 100% reversible impeller.
- 60Hz fans and special voltages.
- 2 speed motors.
- Flameproof or explosionproof fans with ATEX certificated motors.
- Hot dip galvanised housinf or manufactured of stainless steel.
- Possibility to fit on the circular frame a square plate.

SINGLE PHASE RANGE

NOVEDAD-NEW

Code	Model	Max. R.P.M.	Max. Current (A) 230	400	O. Power W	Max. A.F. m3/h	Sound dB (A)	Weight Kg.	Trd.Price € Plastic	Trd.Price € Alum.
260470x03	HB 45 M4 1/2	1.330	2,77	-	0,37	7.200	68	15	**308,30**	**339,10**
260480x03	HB 45 M6 1/3	880	3	-	0,25	5.300	54	14	**335,90**	**369,50**
260500x03	HB 50 M4 3/4	1.370	4,38	-	0,55	8.500	70	17	**353,70**	**389,10**
260510x03	HB 50 M6 1/2	900	3,2	-	0,37	6.000	58	18	**370,50**	**407,60**
260560x03	HB 56 M4 3/4	1.370	4,38	-	0,55	10.000	73	21	**396,30**	**435,90**
260600x03	HB 56 M6 1/3	880	3	-	0,25	7.000	61	19	**395,60**	**435,20**
260680x03	HB 63 M6 1/2	900	3,2	-	0,37	10.000	63	24	**474,40**	**521,80**
260760x03	HB 71 M6.3/4	910	4,2	-	0,55	15.000	68	29	**572,90**	**630,20**

x=1 Plastic
x=2 Aluminium

Ancillaries

REG **RVA** **RFS** **ASD** **INT** **PE** **RPO** **RP1** **PC** **PCP**

casals
WE CONTROL AIR

THREE PHASE RANGE

Code	Model	Max. R.P.M.	Max. Current (A) 230	400	690	O. Power kw	Max.A.F. m3/h	Sound dB (A)	Weig. Kg.	Trd.Price € Plastic	Trd.Price € Alum.
260450x06	HB 45 T2 2	2.860	6,25	3,61	-	1,5	10.200	85	23	**356,30**	**391,90**
260460x06	HB 45 T2 3	2.860	8,28	4,78	-	2,2	12.800	87	26	**376,50**	**414,20**
260470x06	HB 45 T4 1/2	1.360	1,82	1,05	-	0,37	7.200	67	15	**288,90**	**317,80**
260480x06	HB 45 T6 1/3	880	1,89	1,09	-	0,25	5.500	54	14	**353,00**	**388,30**
260500x06	HB 50 T4 3/4	1.410	2,46	1,42	-	0,55	8.500	70	17	**349,30**	**384,20**
260510x06	HB 50 T6 1/2	940	2,23	1,29	-	0,37	6.000	58	18	**366,00**	**402,60**
260560x06	HB 56 T4 3/4	1.410	2,46	1,42	-	0,55	10.000	73	19	**382,50**	**420,80**
260570x06	HB 56 T4 1	1.400	3,67	2,12	-	0,75	12.000	74	22	**406,10**	**446,70**
260580x06	HB 56 T4 1,5	1.400	4,66	2,69	-	1,1	13.300	75	26	**438,70**	**482,60**
260590x06	HB 56 T4 2	1.420	6,46	3,73	-	1,5	15.000	76	28	**457,30**	**503,00**
260600x06	HB 56 T6 1/3	880	1,89	1,09	-	0,25	7.000	62	19	**353,00**	**388,30**
260610x06	HB 56 T6 1/2	940	2,23	1,29	-	0,37	8.000	62	20	**383,70**	**422,10**
260620x06	HB 56 T6 3/4	900	3,46	2	-	0,55	9.300	63	22	**413,40**	**454,70**
260630x06	HB 63 T4 1	1.400	3,67	2,12	-	0,75	13.700	72	26	**484,40**	**532,80**
260640x06	HB 63 T4 1,5	1.400	4,66	2,69	-	1,1	15.000	73	30	**498,30**	**548,10**
260650x06	HB 63 T4 2	1.420	6,46	3,73	-	1,5	18.700	74	32	**521,70**	**573,90**
260660x06	HB 63 T4 3	1.390	8,83	5,1	-	2,2	22.000	75	41	**591,80**	**651,00**
260670x06	HB 63 T4 4	1.400	11,78	6,8	-	3	25.000	76	43	**632,60**	**695,90**
260680x06	HB 63 T6 1/2	900	2,23	1,29	-	0,37	10.000	63	24	**425,60**	**468,20**
260690x06	HB 63 T6 3/4	900	3,46	2	-	0,55	11.000	64	26	**595,10**	**654,60**
260700x06	HB 63 T6 1	910	4,21	2,43	-	0,75	12.500	65	33	**548,60**	**603,50**
260710x06	HB 71 T4 1,5	1.400	4,66	2,69	-	1,1	18.700	78	33	**563,60**	**620,00**
260720x06	HB 71 T4 2	1.420	6,46	3,73	-	1,5	21.000	79	35	**586,90**	**645,60**
260730x06	HB 71 T4 3	1.390	8,83	5,1	-	2,2	23.000	80	45	**693,90**	**763,30**
260740x06	HB 71 T4 4	1.400	11,78	6,8	-	3	28.000	81	47	**769,10**	**846,00**
260760x06	HB 71 T6 3/4	900	3,46	2	-	0,55	15.000	66	34	**522,70**	**575,00**
260770x06	HB 71 T6 1	910	4,21	2,43	-	0,75	17.000	67	36	**544,80**	**599,30**
260780x06	HB 71 T6 1,5	920	5,07	2,93	-	1,1	18.100	68	38	**598,40**	**658,20**
260800x06	HB 80 T4 3	1.390	8,83	5,1	-	2,2	29.000	83	53	**692,60**	**761,90**
260810x06	HB 80 T4 4	1.400	11,78	6,8	-	3	37.000	84	55	**830,40**	**913,40**
260820x06	HB 80 T4 5,5	1.440	15,42	8,9	-	4	40.500	85	60	**890,20**	**979,20**
260830x06	HB 80 T6 1	910	4,21	2,43	-	0,75	22.500	70	44	**689,80**	**758,80**
260840x06	HB 80 T6 1,5	920	5,07	2,93	-	1,1	25.100	73	46	**785,30**	**863,80**
260850x06	HB 80 T6 2	940	7,31	4,22	-	1,5	29.000	74	52	**829,40**	**912,30**
260860x06	HB 80 T6 3	950	9,53	5,5	-	2,2	32.500	75	57	**943,90**	**1.038,30**
260870x06	HB 80 T8 1/2	690	2,55	1,47	-	0,37	16.000	69	43	**669,70**	**736,70**
260880x06	HB 80 T8 3/4	690	3,67	2,12	-	0,55	18.000	70	45	**703,30**	**773,60**
260890x06	HB 80 T8 1	700	4,57	2,64	-	0,75	21.000	71	50	**794,80**	**874,30**
260900x06	HB 90 T4 4	1.400	11,78	6,8	-	3	40.000	87	61	**890,20**	**979,20**
260910x06	HB 90 T4 5,5	1.440	15,42	8,9	-	4	45.000	88	66	**1.048,80**	**1.153,70**
260920x06	HB 90 T4 7,5	1.440	-	11,8	6,81	5,5	52.000	90	82	**1.185,20**	**1.303,70**
260930x06	HB 90 T4 10	1.450	-	17	9,81	7,5	55.000	91	93	**1.275,50**	**1.403,10**
260940x06	HB 90 T6 2	940	7,31	4,22	-	1,5	32.500	78	58	**904,50**	**995,00**
260950x06	HB 90 T6 3	950	9,53	5,5	-	2,2	37.500	79	63	**986,40**	**1.085,00**
260960x06	HB 90 T6 4	950	12,33	7,12	-	3	39.500	80	87	**1.259,40**	**1.385,30**
260970x06	HB 90 T8 1	700	4,57	2,64	-	0,75	20.200	72	56	**858.30**	**944,10**
260980x06	HB 90 T8 1,5	700	6,93	4	-	1,1	22.300	73	59	**982,40**	**1.080,60**
260990x06	HB 90 T8 2	700	7,98	4,61	-	1,5	25.000	74	70	**1.123,20**	**1.235,50**
260090x06	HB 90 T8 3	700	10,91	6,3	-	2,2	28.000	75	97	**1.300,30**	**1.430,30**
260100x06	HB 100 T4 7,5	1.440	-	11,8	6,81	5,5	50.000	92	90	**1.374,40**	**1.511,80**
260110x06	HB 100 T4 10	1.450	-	17	9,81	7,5	60.000	92	101	**1.469,30**	**1.616,20**
260120x06	HB 100 T4 15	1.450	-	24	13,9	11	67.000	93	124	**1.718,70**	**1.890,60**
260130x06	HB 100 T4 20	1.455	-	33	19,1	15	72.000	94	139	**2.040,90**	**2.245,00**
260140x06	HB 100 T6 3	950	9,53	5,5	-	2,2	42.000	82	71	**1.016,30**	**1.117,90**
260150x06	HB 100 T6 4	950	12,33	7,12	-	3	45.000	83	95	**1.305,90**	**1.436,50**
260160x06	HB 100 T6 5,5	950	16,11	9,3	-	4	52.000	84	103	**1.375,40**	**1.512,90**
260170x06	HB 100 T8 1,5	700	6,93	4	-	1,1	30.000	77	66	**1.085,30**	**1.193,80**
260180x06	HB 100 T8 2	700	7,98	4,61	-	1,5	32.000	78	78	**1.284,90**	**1.413,40**
260190x06	HB 100 T8 3	700	10,91	6,3	-	2,2	34.000	79	105	**1.502,00**	**1.652,20**
260200x06	HB 100 T8 4	700	14,46	8,35	-	3	36.000	80	113	**1.649,10**	**1.814,00**
270010x06	● HB 125 T4 10	1.450	-	16,18	9,35	7,5	82.000	90	210	**2.215,50**	**2.437,10**
270020x06	● HB 125 T4 15	1.450	-	22,34	12,9	11	89.500	91	245	**2.493,20**	**2.742,50**
270030x06	● HB 125 T4 20	1.450	-	30,59	17,68	15	94.000	91	265	**2.738,50**	**3.012,40**
270040x06	● HB 125 T4 25	1.462	-	37,5	21,67	18,2	97.000	92	330	**3.000,00**	**3.300,00**
270050x06	● HB 125 T4 30	1.467	-	44,4	25,66	22	109.000	92	430	**3.240,20**	**3.564,20**
270060x06	● HB 125 T6 4	900	11,9	6,9	-	3	54.500	77	330	**2.245,30**	**2.469,80**
270070x06	● HB 125 T6 5,5	960	15,05	8,7	-	4	64.000	78	335	**2.380,40**	**2.618,40**
270080x06	● HB 125 T6 10	970	-	15,4	8,9	7,5	78.000	80	380	**2.438,10**	**2.681,90**
270090x06	● HB 125 T6 15	970	-	23,3	13,46	11	90.000	82	395	**2.769,90**	**3.046,90**

x=1 Plastic
x=2 Aluminium
● New Models

NOVEDAD-NEW

casals
WE CONTROL AIR

HB EE(x-d)IIB-T5 FLAMEPROOF PLATE AXIAL FANS

GENERAL FEATURES:
Range with 6 diferent types from Ø 300 until Ø 900, provided with three phase 4 pole motors flameproof II B T5. Air-flow from 1.680 m³/h until 40.000 m³/h.

APPLICATIONS:
· Specially designed for wall assembly is suitable for:
· General ventilation in any environment with a potential risk of explosion.

MANUFACTURING FEATURES:
· Axial fan, circular reinforced frame.
· Motor-impeller assembly through modular system.
· Cast aluminium impeller variable pitch angle.
· Epoxy powder coat finishing.
· Squirrel cage asincronous flameproof motor ATEX aproved, IP-55 protection and rated class F insulation. Standard voltages 230/400V 50Hz.

UNDER REQUEST:
· "Impelente" impeller (air sense from impeller to motor), 100% reversible impeller.
· 60Hz fans and special voltages.

THREE PHASE RANGE

Code	Model	Max. R.P.M.	Max. Current (A) 230	Max. Current (A) 400	O. Power Kw	Max. Air Flow m3/h	Sound dB (A)	Weight Kg	Trd.Price €
262290125	HB 30 T4 1/4 EE(x-d)IIB-T5	1.310	0,52	0,35	0,12	1.680	52	16	**659,70**
260470225	HB 45 T4 1/2 EE(x-d)IIB-T5	1.400	2,25	1,3	0,37	6.500	69	23,5	**856,50**
260560225	HB 56 T4 3/4 EE(x-d)IIB-T5	1.350	2,94	1,7	0,55	10.500	72	30	**1.016,10**
260640225	HB 63 T4 1,5 EE(x-d)IIB-T5	1.420	4,4	2,4	1,1	15.000	74	42	**1.319,60**
260720225	HB 71 T4 2 EE(x-d)IIB-T5	1.380	6,58	3,8	1,5	20.000	78	50	**1.268,90**
260900225	HB 90 T4 4 EE(x-d)IIB-T5	1.425	11,8	6,4	3	40.000	87	89	**1.961,80**

Ancillaries

RFS **ASD** **INT** **PE** **RPO** **RP1** **PC** **PCP**

casals
WE CONTROL AIR

HM LONG CASED AXIAL FANS

GENERAL FEATURES:
Range with 13 sizes from Ø 250 until Ø 1250, provided with single phase 2, 4 and 6 pole motors and with three phase 2, 4, 6 and 8 pole motors. Air-flow from 1.100 m³/h until 109.000 m³/h.

MANUFACTURING FEATURES:
- Long cased axial fan casing manufactured of rolled steel sheet.
- Motor-impeller assembly through modular system.
- Epoxy powder coat finishing.
- Squirrel cage asincronous standard motor, IP-55 protection and rated class F insulation. Standard voltages 230V 50Hz for single phase motors, 230/400V 50Hz for three phase, motors up to 5,5HP and 400/690V 50Hz for higher powers.
- **HM:**
- Variable pitch angle poliamide impeller reinforced with fibreglass
- **HMA:**
- Cast aluminium impeller variable pitch angle.

APPLICATIONS:
- Specially designed for duct assembly, are suitable for:
- General ventilation.
- Renovation of stuffy air environments in buildings and industry.
- Smoke extraction
- Fresh air injection in any local types, buildings and industrial installations.

UNDER REQUEST:
- "Impelente" impeller (air sense from impeller to motor), 100% reversible impeller.
- 60Hz fans and special voltages.
- 2 speed motors.
- Flameproof or explosionproof fans with ATEX certificated motors.
- Hot dip galvanised housinf or manufactured of stainless steel.

SINGLE PHASE RANGE

NOVEDAD NEW

Code	Model	Max. R.P.M.	Max. Current (A) 230	Max. Current (A) 400	O. Power Kw	Max.A.F. m3/h	Sound dB (A)	Weight Kg.	Trd.Price € Plastic	Trd.Price € Alum.
263070x03	HM 25 M2 1/6	2.825	0,7	-	0,09	2.950	70	7	**277,90**	**305,70**
263270x03	HM 25 M4 1/10	1.410	0,32	-	0,07	1.100	55	7	**270,30**	**297,30**
263100x03	HM 30 M2 1/2	2.850	1,6	-	0,37	3.100	71	8	**351,30**	**386,40**
263290x03	HM 30 M4 1/6	1.450	0,5	-	0,11	1.550	56	8	**308,00**	**338,80**
263140x03	HM 35 M2 1/2	2.850	1,6	-	0,37	5.200	77	12	**384,60**	**423,10**
263310x03	HM 35 M4 1/6	1.450	0,88	-	0,11	2.900	60	11	**319,60**	**351,60**
261470x03	HM 45 M4 1/2	1.330	2,77	-	0,37	7.200	68	15	**480,60**	**528,70**
261480x03	HM 45 M6 1/3	880	3	-	0,25	5.300	55	14	**531,00**	**584,10**
261560x03	HM 56 M4 3/4	1.370	4,38	-	0,55	10.100	73	21	**559,70**	**615,70**
261600x03	HM 56 M6 1/3	880	3	-	0,25	6.900	61	19	**492,70**	**542,00**
261680x03	HM 63 M6 1/3	900	3,2	-	0,37	10.000	63	24	**612,60**	**673,90**
261760x03	HM 71 M6.3/4	910	4,2	-	0,55	15.000	68	29	**809,10**	**890,00**

x=1 Plastic
x= 2 Aluminium

Ancillaries

REG **RVA** **RFS** **ASD** **INT** **PE** **RP**

AC **PO** **BAP** **BA** **SIL-C** **SIL-R**

casals
WE CONTROL AIR

THREE PHASE RANGE

Code	Model	Max. R.P.M.	Max. Current (A) 230	400	690	O.Power kw	Max.A.F. m3/h	Sound dB (A)	Weig. Kg.	Trd.Price € Plastic	Trd.Price € Alum.
263070x06	HM 25 T2 1/6	2.820	0,45	0,26	-	0,1	2.950	70	7	**269,00**	**295,90**
263270x06	HM 25 T4 1/10	1.450	0,35	0,2	-	0,065	1.100	55	7	**263,10**	**289,40**
263100x06	HM 30 T2 1/2	2.800	1	0,6	-	0,275	3.100	71	8	**347,80**	**382,60**
263290x06	HM 30 T4 1/6	1.450	0,6	0,35	-	0,11	1.550	56	8	**299,40**	**329,30**
263140x06	HM 35 T2 1/2	2.800	1,97	1,14	-	0,39	5.200	77	12	**371,40**	**408,50**
263310x06	HM 35 T4 1/6	1.450	0,73	0,42	-	0,11	2.900	60	11	**311,20**	**342,30**
261400x06	HM 40 T2 1,5	2.820	4,5	2,6	-	1,1	8.500	84	20	**469,50**	**516,50**
261410x06	HM 40 T4 1/3	1.450	1,4	0,81	-	0,25	4.700	64	18	**408,10**	**448,90**
261450x06	HM 45 T2 2	2.860	6,25	3,61	-	1,5	10.100	86	22	**551,60**	**606,80**
261460x06	HM 45 T2 3	2.860	8,28	4,78	-	2,2	12.900	88	23	**641,50**	**705,70**
261470x06	HM 45 T4 1/2	1.360	1,82	1,05	-	0,37	7.200	67	20	**415,70**	**457,30**
261480x06	HM 45 T6 1/3	880	1,89	1,09	-	0,25	5.500	54	21	**433,30**	**476,60**
261500x06	HM 50 T4 3/4	1.410	2,46	1,42	-	0,55	8.500	69	25	**472,30**	**519,50**
261560x06	HM 56 T4 3/4	1.410	2,46	1,42	-	0,55	10.000	73	28	**481,50**	**529,70**
261570x06	HM 56 T4 1	1.400	3,67	2,12	-	0,75	12.000	74	29	**514,30**	**565,70**
261580x06	HM 56 T4 1,5	1.400	4,66	2,69	-	1,1	13.300	75	33	**564,00**	**620,40**
261590x06	HM 56 T4 2	1.420	6,46	3,73	-	1,5	15.000	76	35	**579,20**	**637,10**
261600x06	HM 56 T6 1/3	880	1,89	1,09	-	0,25	6.900	62	25	**492,70**	**542,00**
261610x06	HM 56 T6 1/2	940	2,23	1,29	-	0,37	8.000	62	27	**511,10**	**562,20**
261620x06	HM 56 T6 3/4	900	3,46	2	-	0,55	9.300	63	29	**557,60**	**613,40**
261630x06	HM 63 T4 1	1.400	3,67	2,12	-	0,75	13.700	72	37	**610,50**	**671,60**
261640x06	HM 63 T4 1,5	1.400	4,66	2,69	-	1,1	15.000	73	41	**633,30**	**696,60**
261650x06	HM 63 T4 2	1.420	6,46	3,73	-	1,5	18.700	74	43	**664,10**	**730,50**
261660x06	HM 63 T4 3	1.390	8,83	5,1	-	2,2	22.000	75	54	**738,80**	**812,70**
261670x06	HM 63 T4 4	1.400	11,78	6,8	-	3	25.000	76	56	**825,80**	**908,40**
261680x06	HM 63 T6 1/2	900	2,23	1,29	-	0,37	10.000	63	35	**606,00**	**666,60**
261690x06	HM 63 T6 3/4	900	3,46	2	-	0,55	11.000	64	37	**633,40**	**696,70**
261700x06	HM 63 T6 1	910	4,21	2,43	-	0,75	12.500	65	44	**733,10**	**806,40**
261710x06	HM 71 T4 1,5	1.400	4,66	2,69	-	1,1	18.700	78	45	**697,40**	**767,10**
261720x06	HM 71 T4 2	1.420	6,46	3,73	-	1,5	21.000	79	48	**719,50**	**791,50**
261730x06	HM 71 T4 3	1.390	8,83	5,1	-	2,2	23.000	80	63	**850,40**	**935,40**
261740x06	HM 71 T4 4	1.400	11,78	6,8	-	3	28.000	81	65	**889,70**	**978,70**
261750x06	HM 71 T6 3/4	900	3,46	2	-	0,55	15.000	66	41	**783,60**	**862,00**
261770x06	HM 71 T6 1	910	4,21	2,43	-	0,75	17.000	67	48	**804,60**	**885,10**
261780x06	HM 71 T6 1,5	920	5,07	2,93	-	1,1	18.100	68	50	**834,00**	**917,40**
261800x06	HM 80 T4 3	1.390	8,83	5,1	-	2,2	28.500	83	68	**921,50**	**1.013,70**
261810x06	HM 80 T4 4	1.400	11,78	6,8	-	3	37.000	84	70	**947,50**	**1.042,30**
261820x06	HM 80 T4 5,5	1.440	15,42	8,9	-	4	40.500	85	75	**1.157,30**	**1.273,00**
261830x06	HM 80 T6 1	910	4,21	2,43	-	0,75	22.500	70	59	**901,30**	**991,40**
261840x06	HM 80 T6 1,5	920	5,07	2,93	-	1,1	25.100	73	61	**907,60**	**998,40**
261850x06	HM 80 T6 2	940	7,31	4,22	-	1,5	29.000	74	67	**968,30**	**1.065,10**
261860x06	HM 80 T6 3	950	9,53	5,5	-	2,2	32.500	75	72	**1.091,40**	**1.200,50**
261870x06	HM 80 T8 1/2	690	2,55	1,47	-	0,37	16.000	69	58	**1.006,40**	**1.107,00**
261880x06	HM 80 T8 3/4	690	3,67	2,12	-	0,55	18.000	70	60	**1.041,80**	**1.146,00**
261890x06	HM 80 T8 1	700	4,57	2,64	-	0,75	21.000	71	65	**1.104,40**	**1.214,80**
261900x06	HM 90 T4 4	1.400	11,78	6,8	-	3	40.000	87	87	**972,90**	**1.070,20**
261910x06	HM 90 T4 5,5	1.440	15,42	8,9	-	4	45.000	88	92	**1.239,60**	**1.363,60**
261920x06	HM 90 T4 7,5	1.440	-	11,8	6,81	5,5	52.000	90	107	**1.253,70**	**1.379,10**
261930x06	HM 90 T4 10	1.450	-	17	9,82	7,5	55.000	91	118	**1.510,80**	**1.661,90**
261940x06	HM 90 T6 2	940	7,31	4,22	-	1,5	32.500	78	84	**1.190,30**	**1.309,30**
261950x06	HM 90 T6 3	950	9,53	5,5	-	2,2	37.500	79	89	**1.298,40**	**1.428,20**
261960x06	HM 90 T6 4	950	12,33	7,12	-	3	39.500	80	112	**1.412,90**	**1.554,20**
261970x06	HM 90 T8 1	700	4,57	2,64	-	0,75	20.200	72	82	**1.217,60**	**1.339,40**
261980x06	HM 90 T8 1,5	700	6,93	4	-	1,1	22.300	73	85	**1.329,00**	**1.461,90**
261990x06	HM 90 T8 2	700	7,98	4,61	-	1,5	25.000	74	96	**1.426,90**	**1.569,60**
261090x06	HM 90 T8 3	700	10,91	6,3	-	2,2	28.000	75	122	**1.619,80**	**1.781,80**
261100x06	HM 100 T4 7,5	1.440	-	11,8	6,81	5,5	50.000	92	120	**1.608,20**	**1.769,00**
261110x06	HM 100 T4 10	1.450	-	17	9,82	7,5	60.000	92	131	**1.714,10**	**1.885,50**
261120x06	HM 100 T4 15	1.450	-	24	13,86	11	67.000	93	155	**2.145,70**	**2.360,30**
261130x06	HM 100 T4 20	1.455	-	33	19,05	15	72.000	94	170	**2.374,30**	**2.611,70**
261140x06	HM 100 T6 3	950	9,53	5,5	-	2.2	42.000	82	101	**1.489,70**	**1.638,70**
261150x06	HM 100 T6 4	950	12,33	7,12	-	3	45.000	83	125	**1.653,40**	**1.818,70**
261160x06	HM 100 T6 5,5	950	16,11	9,3	-	4	52.000	84	133	**1.758,40**	**1.934,20**
261170x06	HM 100 T8 1,5	700	6,93	4	-	1,1	30.000	77	95	**1.504,10**	**1.654,50**
261180x06	HM 100 T8 2	700	7,98	4,61	-	1,5	32.000	78	108	**1.614,50**	**1.776,00**
261190x06	HM 100 T8 3	700	10,91	6,3	-	2,2	34.000	79	135	**1.789,80**	**1.968,80**
261200x06	HM 100 T8 4	700	14,46	8,35	-	3	36.000	80	143	**1.989,20**	**2.188,10**
271010x06	● HM 125 T4 10	1.450	-	16,18	9,35	7,5	82.000	90	200	**2.451,20**	**2.696,30**
271020x06	● HM 125 T4 15	1.450	-	22,34	12,9	11	89.500	91	235	**2.738,26**	**3.012,10**
271030x06	● HM 125 T4 20	1.450	-	30,59	17,68	15	94.000	91	255	**2.986,68**	**3.285,40**
271040x06	● HM 125 T4 25	1.462	-	37,5	21,67	18,2	97.000	92	320	**2.276,00**	**2.503,60**
271050x06	● HM 125 T4 30	1.467	-	44,4	25,66	22	109.000	92	420	**3.520,35**	**3.872,40**
271060x06	● HM 125 T6 4	900	11,9	6,9	-	3	54.500	77	320	**2.441,85**	**2.686,00**
271070x06	● HM 125 T6 5,5	960	15,05	8,7	-	4	64.000	78	325	**2.530,40**	**2.783,40**
271080x06	● HM 125 T6 10	970	-	15,4	8,9	7,5	78.000	80	370	**2.999,68**	**3.299,70**
271090x06	● HM 125 T6 15	970	-	23,3	13,46	11	90.000	82	385	**3.360,00**	**3.696,00**

x=1 Plastic x= 2 Aluminium ● New models

NOVEDADES

casals
WE CONTROL AIR

HI LONG CASED AXIAL FANS mancoolers

GENERAL FEATURES:
Range with 5 sizes from Ø 350 until Ø 710, provided with single phase and three phase 2 and 4 pole motors. Air-flow from 2.900 m³/h until 19.000 m³/h.

MANUFACTURING FEATURES:
- Long cased axial fan casing manufactured of rolled steel sheet.
- Motor-impeller assembly through modular system.
- Variable pitch angle poliamide impeller reinforced with fibreglass
- Epoxy powder coat finishing.
- External wiring box.
- Protection guards in both fan sides.
- Possibility to adjust the airstream in any direction.
- The fan is supplied with the support + guards apart.
- Squirrel cage asincronous standard motor, IP-55 protection and rated class F insulation. Standard voltages 230V 50Hz for single phase motors, 230/400V 50Hz for three phase motors.

APPLICATIONS:
- Specially designed for ventilation of particualr sites or sites where the mobility of the fan is needed:
- Ventilation of single working places: foundries, iron and steel inudustry.
- Motors, transformers and compressors cooling.

UNDER REQUEST:
- "Impelente" impeller (air sense from impeller to motor), 100% reversible impeller.
- Cast aluminium impeller.
- 60Hz fans and special voltages.
- 2 speed motors.
- Flameproof or explosionproof fans with ATEX certificated motors.
- Hot dip galvanised or stainless steel housings.

SINGLE PHASE RANGE

Code	Model	Max. R.P.M.	Max. Current (A) 230	Max. Current (A) 400	O. Power Kw	Max. Air Flow m3/h	Sound dB (A)	Weight Kg	Trd.Price €
HM 35+RP+PS	HI 35 M2 1/2	2.850	1,6	-	0,37	5.300	77	12	**511,90**
HM 35+RP+PS	HI 35 M4 1/6	1.450	0,88	-	0,11	2.900	60	11	**446,90**
HM 45+RP+PS	HI 45 M4 1/2	1.330	2,77	-	0,37	7.200	68	15	**625,20**
HM 56+RP+PS	HI 56 M4.3/4	1.370	4,38	-	0,55	10.000	73	21	**721,70**

THREE PHASE RANGE

Code	Model	Max. R.P.M.	Max. Current (A) 230	Max. Current (A) 400	O. Power Kw	Max. Air Flow m3/h	Sound dB (A)	Weight Kg	Trd.Price €
HM 35+RP+PS	HI 35 T2 1/2	2.800	1,25	0,72	0,37	5.300	77	13,5	**511,80**
HM 35+RP+PS	HI 35 T4 1/6	1.450	0,6	0,35	0,11	2.900	60	12	**511,90**
HM 45+RP+PS	HI 45 T4 1/2	1.420	2,1	1,2	0,37	6.500	69	22,5	**625,20**
HM 56+RP+PS	HI 56 T4 3/4	1.400	2,45	1,42	0,55	10.500	72	35	**721,70**
HM 63+RP+PS	HI 63 T4 1,5	1.400	4,66	2,69	1,1	14.000	73	48	**809,00**
HM 71+RP+PS	HI 71 T4 2	1.420	5,79	3,73	1,5	19.000	80	58	**923,50**

Ancillaries

RVA **RFS** **ASD** **INT** **PE** **RP**

HH LONG CASED AXIAL FANS External Motor

GENERAL FEATURES:
Range with 9 sizes from Ø 350 until Ø 1000, provided with three phase 4 pole motors. Air-flow from 2.300 m³/h until 67.000 m³/h. Maximum air working temperature 130ºC in continuous.

MANUFACTURING FEATURES:
- Transmission ball bearings set inside a sealed box manufactured of steel or cast aluminium. Ball bearings greased for life.
- Cast aluminium impeller variable pitch angle.
- Epoxy powder coat finishing.
- Squirrel cage asincronous standard motor, IP-55 protection and rated class F insulation. Standard voltages 230V 50Hz for single phase motors, 230/400V 50Hz for three phase, motors up to 5,5HP and 400/690V 50Hz for higher powers.
- **HH:**
- Inspection door for accessing to motor and transmission set located on the housing lower part.

APPLICATIONS:
- Specially designed for duct assembly, are suitable for:
- Painting shops.
- Hot gazes exhausting up to 130ºC.
- Special gazes exhausting as steam or air with flooding particles.

UNDER REQUEST:
- "Impelente" impeller (air sense from impeller to motor), 100% reversible impeller.
- 60Hz fans and special voltages.
- 2 speed motors.
- Flameproof or explosionproof fans with ATEX certificated motors.
- Hot dip galvanised housinf or manufactured of stainless steel.

THREE PHASE RANGE

Code	Model	Max. R.P.M.	Max. Current (A) 230	400	690	O. Pw. kw	Max. A. F. m3/h	Sound dB (A)	Weight Kg	Trd.Price €
264100106	HH 35 T2 3/4	2.820	2,55	1,47	-	0,55	4.500	76	22	**705,90**
264310106	HH 35 T4 1/6	1.370	0,73	0,42	-	0,09	2.300	59	20	**671,40**
264340106	HH 45 T4 1/3	1.345	1,4	0,81	-	0,25	6.400	69	32	**710,30**
264340120	HH 45 T4 1/2	1.600	1,82	1,05	-	0,37	7.600	69	36	**721,30**
264380106	HH 56 T4 3/4	1.400	2,46	1,42	-	0,55	11.000	72	36	**841,30**
264380120	HH 56 T4 1	1.525	3,67	2,12	-	0,75	12.700	73	36	**873,60**
264390106	HH 56 T4 1,5	1.525	4,66	2,69	-	1,1	14.000	74	39	**904,60**
264400106	HH 63 T4 1,5	1.400	4,66	2,69	-	1,1	16.000	74	59	**931,40**
264420106	HH 71 T4 1,5	1.400	4,66	2,69	-	1,1	21.000	78	74	**986,80**
264420120	HH 71 T4 2	1.540	6,46	3,73	-	1,5	22.000	79	77	**1.065,10**
264440106	HH 90 T4 4	1.420	11,78	6,8	-	3	42.000	88	113	**1.751,30**
264450106	HH 90 T4 7,5	1.460	-	11,8	6,81	5,5	50.500	91	132	**2.011,40**

Ancillaries

RVA **RFS** **ASD** **INT** **PE** **RP** **PO**

AC **BAP** **BA** **SIL-C** **SIL-R**

HHP LONG CASED AXIAL FANS split and external motor

GENERAL FEATURES:
Range with 9 sizes from Ø 350 until Ø 1000, provided with three phase 4 pole motors. Air-flow from 2.300 m³/h until 67.000 m³/h. Maximum air working temperature 130ºC in continuous.

MANUFACTURING FEATURES:
- Transmission ball bearings set inside a sealed box manufactured of steel or cast aluminium. Ball bearings greased for life.
- Cast aluminium impeller variable pitch angle.
- Epoxy powder coat finishing.
- Squirrel cage asincronous standard motor, IP-55 protection and rated class F insulation. Standard voltages 230V 50Hz for single phase motors, 230/400V 50Hz for three phase, motors up to 5,5HP and 400/690V 50Hz for higher powers.
- **HHP:**
- Possibility to open the fan 180ºC to do easier the maintenance works without disassembly the fan from the installation.

APPLICATIONS:
- Specially designed for duct assembly, are suitable for:
- Painting shops.
- Hot gazes exhausting up to 130ºC.
- Special gazes exhausting as steam or air with flooding particles.

UNDER REQUEST:
- "Impelente" impeller (air sense from impeller to motor), 100% reversible impeller.
- 60Hz fans and special voltages.
- 2 speed motors.
- Flameproof or explosionproof fans with ATEX certificated motors.
- Hot dip galvanised housinf or manufactured of stainless steel.

THREE PHASE RANGE

Code	Model	Max. R.P.M.	Max. Current (A) 230	400	690	O. Pw. kw	Max. A. F. m3/h	Sound dB (A)	Weight Kg	Trd.Price €
264340160	HHP 45 T4 1/3	1.345	1,4	0,81	-	0,25	6.400	69	32	**798,50**
264340161	HHP 45 T4 1/2	1.600	1,82	1,05	-	0,37	7.600	69	36	**843,90**
264360160	HHP 50 T4 3/4	1.410	2,46	1,42	-	0,55	8.700	70	33	**858,50**
264370160	HHP 50 T4 1	1.525	3,67	2,12	-	0,75	10.400	71	34	**862,50**
264380160	HHP 56 T4 3/4	1.400	2,46	1,42	-	0,55	11.000	72	36	**867,00**
264380161	HHP 56 T4 1	1.525	3,67	2,12	-	0,75	12.400	73	36	**958,50**
264390160	HHP 56 T4 1,5	1.525	4,66	2,69	-	1,1	14.000	74	39	**996,60**
264400160	HHP 63 T4 1,5	1.400	4,66	2,69	-	1,1	16.000	74	59	**1.048,80**
264410160	HHP 63 T4 2	1.420	6,46	3,73	-	1,5	17.000	78	63	**1.102,30**
264420160	HHP 71 T4 1,5	1.400	4,66	2,69	-	1,1	21.000	78	74	**1.094,80**
264420161	HHP 71 T4 2	1.540	6,46	3,73	-	1,5	22.000	79	77	**1.179,50**
264420162	HHP 71 T4 3	1.390	8,83	5,1	-	2,2	22.500	81	85	**1.399,30**
264430160	HHP 80 T4 3	1.390	8,83	5,1	-	2,2	27.000	83	95	**1.643,90**
264430161	HHP 80 T4 4	1.400	11,78	6,8	-	3	32.000	84	100	**1.677,70**
264430162	HHP 80 T4 5,5	1.440	15,42	8,9	-	4	36.000	84	106	**1.755,00**
264440160	HHP 90 T4 4	1.420	11,78	6,8	-	3	42.000	88	113	**1.860,50**
264450160	HHP 90 T4 5,5	1.440	15,42	8,9	-	4	43.000	89	118	**1.997,50**
264450161	HHP 90 T4 7,5	1.460	-	11,8	6,81	5,5	50.500	91	132	**2.059,60**
264460160	HHP 100 T4 10	1.450	-	17	9,81	7,5	62.500	93	159	**2.475,50**
264470160	HHP 100 T4 15	1.450	-	24	13,9	11	67.000	94	181	**2.852,80**

Ancillaries

RVA **RFS** **ASD** **INT** **PE** **RP** **PO**

AC **BAP** **BA** **SIL-C** **SIL-R**

BD / BD cubic CENTRIFUGAL LOW PRESSURE FANS Closed Motor

MANUFACTURING FEATURES:

- Fully made of galvanised steel sheet.
- All models fitted with double inlet forward curved impellers except the 25/23 which is single inlet.
- The fan is supplied with mounting feet included on the price, EXCEPT the CUBICK which is supported and reinforced by lateral plates.
- Motor fixing with an EXCLUSIVE SYSTEM designed by Casals, through flexible arms + silentblocks which avoid any fan vibration.
- Closed motors SPECIALLY DESIGNED by Casals:
- Extruded aluminium motor housing.
- Totally enclosed wiring box IP-65.
- IP-55 motor protection and rated class F insulation. Standard voltages 230V 50 Hz for single phase and 230/400V 50Hz.
- Voltage speed controllable motors EXCEPT the three phase motors only controllable by frecuency.

APPLICATIONS:

- Chillers and air cooling or air treatment equipments.
- Cabinet fans.
- Centrifugal heaters.
- Smoke and steam extraction in industries and kitchen hoods.

UNDER REQUEST:

- 60Hz fans.
- Possibility to assembly the fan in any position.
- Possiblility to fit other powers over the same fan size.

GENERAL FEATURES:

Range with 8 different sizes from 1919 (7/7) until 39/39 (15/15), provided with single phase 4 and, 6 pole motors and three phase 6 pole motors. Air-flow from 1.000 m^3/h until 12.000 m^3/h. Maximum working temperature 55ºC in continuous until 33/33 (12/12) and 40ºC for the 15/15 (39/39).



casals
WE CONTROL AIR

BD SINGLE PHASE RANGE

Code	Model	Inches	Max. R.P.M.	Max. Current(A) 230	400	O. Power Kw	Max. Air F. m3/h	Sound dB (A)	Weight Kg	Trd.Price €
251100141	BD 19/19 M4 1/5	7/7	1.300	1.5	-	0,15	1.300	60	7,5	**169,90**
251160160	BD 19/19 M6 1/10	7/7	860	1	-	0,08	1.400	52	7,3	**165,80**
251350103	BD 25/13 M6 1/10	-	860	1	-	0,08	1.000	55	11	**184,20**
251260160	BD 25/20 M6 1/5	9/7	850	1.5	-	0,15	2.000	57	12	**200,60**
251220163	BD 25/25 M4 1/2	9/9	1.350	3.8	-	0,37	3.100	64	14,8	**220,90**
251220166	BD 25/25 M4 3/4	9/9	1.350	4	-	0,55	3.400	66	15	**246,30**
251280162	BD 25/25 M6 1/5	9/9	850	1.5	-	0,15	2.600	60	14,5	**204,60**
251280167	BD 25/25 M6 1/3	9/9	900	2	-	0,25	2.700	62	14,7	**214,90**
251330161	BD 28/21 M6 1/3	10/8	900	2	-	0,25	2.900	64	14,9	**227,10**
251320160	BD 28/28 M4 3/4	10/10	1.350	5	-	0,55	4.000	66	16,5	**253,50**
251370162	BD 28/28 M6 1/3	10/10	925	2.5	-	0,25	3.400	64	15,5	**229,20**
251370125	BD 28/28 M6 1/2	10/10	890	3	-	0,37	4.000	64	16	**237,20**
251370163	BD 28/28 M6 3/4	10/10	860	4.6	-	0,55	4.200	67	17	**272,60**
251600160	BD 33/25 M6 3/4	12/9	860	4.6	-	0,55	3.800	67	20	**343,20**
251600162	BD 33/25 M6 1	12/9	890	6	-	0,75	4.400	67	21	**353,40**
251520163	BD 33/33 M6 3/4	12/12	860	4.6	-	0,55	5.000	67	25	**345,30**
251520161	BD 33/33 M6 1	12/12	840	6.6	-	0,75	5.500	67	25,5	**361,60**
251520165	BD 33/33 M6 1,5	12/12	860	10	-	1,1	7.500	69	28	**378,80**

BD THREE PHASE RANGE

Code	Model	Inches	Max. R.P.M.	Max. Current(A) 230	400	O. Power Kw	Max. Air F. m3/h	Sound dB (A)	Weight Kg	Trd.Price €
251600161	BD 33/25 T6 1,5	12/9	960	6,11	3,52	1,1	6.000	65	22	**341,20**
251520160	BD 33/33 T6 1,5	12/12	960	6,11	3,52	1,1	7.500	68	26	**345,30**

THREE PHASE RANGE BD cubic

Code	Model	Inches	Max. R.P.M.	Max. Current(A) 230	400	O. Power Kw	Max. Air F. m3/h	Sound dB (A)	Weight Kg	Trd.Price €
252370106	BD 39/39 T6 3	15/15	900	11,5	6,25	2,2	12.000	78	57	**638,90**

Ancillaries

REG **RFS** **INT** **PE** **RABD** **RM** **S** **MBI**

CENTRIFUGAL LOW PRESSURE DIRECT DRIVEN FANS

casals
WE CONTROL AIR

BD 3V

CENTRIFUGAL LOW PRESSURE FANS 3 speed Closed Motor

MANUFACTURING FEATURES:

- Fully made of galvanised steel sheet.
- All models fitted with double inlet forward curved impellers.
- The fan is supplied with mounting feet included on the price.
- Motor fixing with an EXCLUSIVE SYSTEM designed by Casals, through flexible arms + silentblocks which avoid any fan vibration.
- Closed motors SPECIALLY DESIGNED by Casals:
- Extruded aluminium motor housing.
- Totally enclosed wiring box IP-65.
- IP-55 motor protection and rated class F insulation. Standard voltages 230V 50 Hz for single phase and 230/400V 50Hz.
- Thermal protection included.

APPLICATIONS:

- Chillers and air cooling or air treatment equipments.
- Cabinet fans.
- Centrifugal heaters.
- Smoke and steam extraction in industries and kitchen hoods.

UNDER REQUEST:

- 60Hz fans.
- Possibility to assembly the fan in any position.

GENERAL FEATURES:

Range with 4 different sizes from 1919 (7/7) until 33/33 (12/12), provided with 3 SPEED single phase 4 and, 6 pole motors. Air-flow from 1.300 m³/h until 5.500 m³/h. Maximum working temperature 55ºC in continuous.

SINGLE PHASE RANGE

Code	Model	Inches	Max. R.P.M.	Max. Current(A) 230	Max. Current(A) 400	O. Power Kw	Max. Air F. m3/h	Sound dB (A)	Weight Kg	Trd.Price €
251100168	BD 19/19 M4 1/5 3V	7/7	1.260	1,4	-	0,15	1.450	60	9	**191,00**
251160168	BD 19/19 M6 1/10 3V	7/7	790	1	-	0,08	1.450	52	9	**191,80**
251220168	BD 25/25 M4 1/2 3V	9/9	1.400	4,7	-	0,37	3.000	64	18	**236,60**
251280168	BD 25/25 M6 1/5 3V	9/9	800	2,1	-	0,15	2.600	57	18	**209,60**
251280169	BD 25/25 M6 1/3 3V	9/9	900	2,12	-	0,25	2.710	57	18	**230,40**
251320168	BD 28/28 M4.3/4 3V	10/10	1.400	5,3	-	0,55	3.800	66	25	**263,50**
251370168	BD 28/28 M6 1/3 3V	10/10	870	2,5	-	0,25	3.600	64	24	**242,70**
251370169	BD 28/28 M6 1/2 3V	10/10	850	3,45	-	0,37	3.850	57	25	**261,30**
251520166	BD 33/33 M6 3/4 3V	12/12	900	5,1	-	0,55	5.000	67	27	**366,90**
251520167	BD 33/33 M6 1 3V	12/12	860	6	-	0,75	5.500	67	27	**383,40**

Ancillaries

REG **RFS** **INT** **INT 3V** **PE** **RA** **RM** **S** **MBI**

casals
WE CONTROL AIR

BDE

CENTRIFUGAL LOW PRESSURE FANS (external rotor motor)

GENERAL FEATURES:
Range with 4 different sizes from 1919 (7/7) until 33/33 (12/12), provided with external rotor single phase 4 and, 6 pole motors and three phase 6 pole motors. Air-flow from 1.500 m³/h until 7.500 m³/h. Maximum working temperature 55ºC in continuous.

MANUFACTURING FEATURES:
- Fully made of galvanised steel sheet.
- All models fitted with double inlet forward curved impellers.
- The fan is supplied with mounting feet included on the price.
- External rotor motor and impeller set fitted in the fan as a unique set supported through fixing arms.
- CLOSED MOTORS IP-44 motor protection and rated class F insulation according to DIN 40.050 h1, thermal contact protected, ball bearings greased for life and voltage controllable 100%. Standard voltage 230V 50Hz for the single phase and 230/400V for the three phase.

APPLICATIONS:
- Chillers and air cooling or air treatment equipments where the space and the low noise level is the most important.

SINGLE PHASE RANGE

Code	Model	Inches	Max. R.P.M.	Max. Current(A) 230	Max. Current(A) 400	O. Power Kw	Max. Air F. m3/h	Sound dB (A)	Weight Kg	Trd.Price €
251100140	BDE 19/19 M4 1/5	7/7	1.080	1,4	-	0,32	1.500	55	8	**309,70**
251160140	BDE 19/19 M6 1/10	7/7	760	0,75	-	0,17	1.450	47	8	**304,30**
251220140	BDE 25/25 M4 1/2	9/9	950	3,9	-	0,87	3.450	59	16	**389,70**
251280140	BDE 25/25 M6 1/3	9/9	660	1,6	-	0,36	2.350	52	16	**353,20**
251320140	BDE 28/28 M4 3/4	10/10	1.050	4,8	-	1,1	3.800	61	20	**445,60**
251370140	BDE 28/28 M6 1/2	10/10	875	2,8	-	0,6	4.000	59	20	**451,70**
251520140	BDE 33/33 M6 1	12/12	870	5,2	-	1,15	5.500	60	29	**622,10**

THREE PHASE RANGE

Code	Model	Inches	Max. R.P.M.	Max. Current(A) 230	Max. Current(A) 400	O. Power Kw	Max. Air F. m3/h	Sound dB (A)	Weight Kg	Trd.Price €
251520143	BDE 33/33 T6 1,5	12/12	810	-	2,7	1,45	7.500	63	29	**572,40**

Ancillaries



REG **RFS** **INT** **PE** **RA** **S** **MBI**

BDR CENTRIFUGAL LOW PRESSURE FANS "Duplex"

GENERAL FEATURES:
Range with 2 different sizes from 1919 (7/7) until 25/25 (9/9), provided with 2 SPEED single phase 4 pole motors. Air-flow from 3.000 m³/h until 5.600 m³/h. Maximum working temperature 55ºC in continuous.

APPLICATIONS:
· Chillers and air cooling or air treatment equipments where the space is the most important and where we would need double air flow with small sized fans.

MANUFACTURING FEATURES:
· Fully made of galvanised steel sheet.
· All models fitted with double inlet forward curved impellers.
· The fan is supplied with plate mounting support.
· Direct driven double shaft motors.
· CLOSED 2 SPEED MOTORS IP-54 motor protection and rated class F insulation. THERMAL PROTECTION IS INCLUDED. Standard voltage 230V 50Hz.

UNDER REQUEST:
60Hz fans.

SINGLE PHASE RANGE

Code	Model	Inches	Max. R.P.M.	Max. Current(A) 230	Max. Current(A) 400	O. Power Kw	Max. Air F. m3/h	Sound dB (A)	Weight Kg	Trd.Price €
251100166	BDR 19/19 M4 3/4	7/7	1.200	4,5	-	0,5	3.000	66	16	**340,80**
251220164	BDR 25/25 M4 1	9/9	1.365	5	-	0,75	5.600	68	26	**469,60**

Ancillaries

REG **RFS** **INT** **PE** **RA** **MBI**

casals
WE CONTROL AIR

BD EM CENTRIFUGAL LOW PRESSURE FANS (BRUSHLESS motor)

GENERAL FEATURES:
Range with 5 different sizes from 19/19 (7/7) until 28/28 (10/10), provided with high efficiency SINCRONOUS brushless motors with integrated speed control.

MANUFACTURING FEATURES:
- Fully made of galvanised steel sheet.
- All models fitted with double inlet forward curved impellers.
- The fan is supplied with mounting feet included on the price.
- Motor fixing with an EXCLUSIVE SYSTEM designed by Casals, through flexible arms + silentblocks which avoid any fan vibration.
- High efficiency rates between 70% to 80%.
- EXCLUSIVE speed electronic control designed by Casals with large control motor r.p.m. rates from 250 r.p.m. A 2000 r.p.m. (19/19). The electronic control include a ac-dc converter which allows the 230V voltage (L+N).

- Closed motors SPECIALLY DESIGNED by Casals:
- Extruded aluminium motor housing.
- Totally enclosed wiring box made of extruded aluminium IP-65.
- Voltage 230V (L+N).
- Motors which do not need any external speed control because his self-control.
- 0-10V external input where we can plug a pressure device or any external control device.

APPLICATIONS:
- Specially designed for any installation where the control of the ventilation is required and for installations with the following needs:
- Constant air-flow, constant pressure or slave function.
- Operating rooms, white rooms or in any commercial installation where the noise level and energy-saving is the most important factor.
- Specially designed for the engineer who prescribes or uses fans in installations where the precision is important.
- Regulation and control in installations with a lot of diffusers.
- Chillers and air cooling or air treatment equipments.
- Cabinet fans.
- Centrifugal heaters.

UNDER REQUEST:
- PC communication cable.
- Software adapted to the customer needs.
- Possibility to connect the fan to a centralised system.
- Possibility to DC power supply.

SINGLE PHASE RANGE

Code	Model	Inches	Max. R.P.M.	O. Power Kw	Max. Air Flow m3/h	Weight Kg	Trd.Price €
251100140	BD EM 19/19	7/7	2.000	0,27	1.650	7,3	**750,00**
251160140	BD EM 25/20	9/7	1.600	0,25	2.000	12	**770,00**
251220140	BD EM 25/25	9/9	1.600	0,58	3.600	15	**850,00**
251280140	BD EM 28/21	10/8	1.300	0,55	3.800	14,6	**870,00**
251320140	BD EM 28/28	10/10	1.300	0,55	4.100	17	**890,00**

NOVEDAD-NEW

Ancillaries

INT **PE** **RA** **RM** **S** **MBI**

CENTRIFUGAL LOW PRESSURE DIRECT DRIVEN FANS

casals
WE CONTROL AIR

BV CENTRIFUGAL LOW PRESSURE FANS Beld Driven

GENERAL FEATURES:
Range with 9 different sizes from 19/19 (7/7) until 47/47 (18/18). Air-flow from 3.400 m³/h until 25.000 m³/h. Maximum working temperature 85ºC in continuous.

APPLICATIONS:
· Chillers and air cooling or air treatment equipments.
· Assembly inside cabinets.
· Centrifugal heaters.

MANUFACTURING FEATURES:
· Fully made of galvanised steel sheet.
· All models fitted with double inlet forward curved impellers.
· Transmission shaft with anticorrosion treatment.
· The fan will be supplied with free shaft.
· The transmission shaft standing out in both fan sides to allow the assembly of the motor, pulleys and belts.
· Fan with ball bearings greased for life assembled with rubber ring.

APPLICATIONS:
· Chillers and air cooling or air treatment equipments.
· Assembly inside cabinets.
· Centrifugal heaters.

SINGLE PHASE RANGE

Code	Model	Inches	Max. R.P.M.	Max. P. HP	Max. Air Flow m3/h	Weight Kg	Trd.Price €
252090165	BV 19/19	7/7	2.000	1,5	3.400	6	**93,60**
252190165	BV 25/20	9/7	1.500	2	5.500	8	**104,20**
252180165	BV 25/25	9/9	1.500	2	6.000	9	**107,70**
252220165	BV 28/21	10/8	1.300	2	6.700	11	**122,70**
252210165	BV 28/28	10/10	1.300	3	7.500	12	**126,00**
252310160	BV 33/25	12/9	1.200	4	10.000	17	**155,90**
252300160	BV 33/33	12/12	1.200	4	11.000	20	**162,80**
252370160	BV 39/39	15/15	1.100	5,5	16.000	31	**244,50**
252450160	BV 47/47	18/18	900	7,5	25.000	42	**303,40**

Ancillaries

TM

S

RA

MBI

casals
WE CONTROL AIR

BVC

VENTILADORES CENTRÍFUGOS "Cubic" Baja Presión a Transmisión (eje libre)

GENERAL FEATURES:
Range with 9 different sizes from 19/19 (7/7) until 47/47 (18/18). Air-flow from 3.400 m³/h until 25.000 m³/h. Maximum working temperature 85ºC in continuous.

MANUFACTURING FEATURES:
· Fully made of galvanised steel sheet.
· All models fitted with double inlet forward curved impellers.
· Transmission shaft with anticorrosion treatment.
· The fan will be supplied with free shaft.
· The transmission shaft standing out in both fan sides to allow the assembly of the motor, pulleys and belts.
· Cubick assembly with lateral pannels to reinforce the fan.
· Fan with ball bearings greased for life assembled with rubber ring.

APPLICATIONS:
· Chillers and air cooling or air treatment equipments.
· Assembly inside cabinets.
· Centrifugal heaters.

APPLICATIONS:
· Chillers and air cooling or air treatment equipments.
· Assembly inside cabinets.
· Centrifugal heaters.

SINGLE PHASE RANGE

Code	Model	Inches	Max. R.P.M.	Max. P. HP	Max. Air Flow m3/h	Weight Kg	Trd.Price €
252180180	BVC 25/25	9/9	1.500	2	6.000	12	**143,70**
252210180	BVC 28/28	10/10	1.300	3	7.500	14	**156,30**
252300180	BVC 33/33	12/12	1.200	4	11.000	22	**201,40**
252370180	BVC 39/39	15/15	1.100	5.5	16.000	33	**253,40**
252450180	BVC 47/47	18/18	900	7.5	25.000	45	**308,90**

Ancillaries

BS

RA

TM

MBI

CENTRIFUGAL LOW PRESSURE DIRECT DRIVEN FANS

casals
WE CONTROL AIR

BVCR VENTILADORES CENTRÍFUGOS "Cubic Reforzado" Baja Presión eje libre

GENERAL FEATURES:
Range with 9 different sizes from 19/19 (7/7) until 47/47 (18/18). Air-flow from 3.400 m³/h until 25.000 m³/h. Maximum working temperature 85ºC in continuous.

APPLICATIONS:
· Chillers and air cooling or air treatment equipments.
· Assembly inside cabinets.
· Centrifugal heaters.

MANUFACTURING FEATURES:
· Fully made of galvanised steel sheet.
· All models fitted with double inlet forward curved impellers.
· Transmission shaft with anticorrosion treatment.
· The fan will be supplied with free shaft.
· The transmission shaft standing out in both fan sides to allow the assembly of the motor, pulleys and belts.
· Reinforced cubick assembly with the lateral pannels and a bearings base plate as well.
· Ball bearings greased for life assembled in a base support.

APPLICATIONS:
· Chillers and air cooling or air treatment equipments.
· Assembly inside cabinets.
· Centrifugal heaters.

SINGLE PHASE RANGE

Code	Model	Inches	Max. R.P.M.	Max. P. HP	Max. Air Flow m3/h	Weight Kg	Trd.Price €
252370190	BVCR 39/39	15/15	1.100	5,5	16.000	34	**308,50**
252450190	BVCR 47/47	18/18	900	7,5	25.000	46	**363,00**

Ancillaries

BS

RA

TM

MBI

BCI CENTRIFUGAL FANS FOR INFLATABLES

GENERAL FEATURES:
Range with 3 different sizes from 20/8 until 25/10, provided with single phase 2 pole motors. Air-flow from 500 m³/h until 1.300 m³/h. Maximum working temperature 125ºC in continuous.

APPLICATIONS:
· Inflatable and air castles.

MANUFACTURING FEATURES:
· Fully made of galvanised steel sheet.
· All models fitted with single inlet forward curved impellers.
· Portable box with outlet antireturn.
· Circular outlet to direct fitting in ducts or inflatable input.
· Squirrel cage asincronous standard motor, IP-55 protection and rated class F insulation. Standard voltages 230V 50Hz.

UNDER REQUEST:
· 60Hz fans and special voltages.

SINGLE PHASE RANGE

Code	Model	Max. R.P.M.	Max. Current (A) 230	400	O. Power Kw	Max. Air Flow m3/h	Sound dB (A)	Weight Kg	Trd.Price €
253250103	BCI 20/8 M2 1,5	2.820	7,6	-	1,1	1.300	60	27	**527,80**
253260103	BCI 22/9 M2 1,5	2.820	7,6	-	1,1	500	70	38	**567,20**
253260120	BCI 22/9 M2 2	2.820	10,5	-	1,5	1.100	70	39	**653,30**
253320103	BCI 25/10 M2 2	2.820	10,5	-	1,5	700	75	45	**695,70**

Ancillaries

RFS

INT

PE

BA

BC CENTRIFUGAL MEDIUM PRESSURE FANS

GENERAL FEATURES:
Range with 3 different sizes from 25/10 until the 35/18, provided with single phase 4 pole motors and with three phase 4 and 6 pole motors. Air-flow from 2.200 m³/h until 5.200 m³/h. Maximum air working temperature 130ºC in continuous.

MANUFACTURING FEATURES:
- Galvanised steel sheet housings and epoxy powder coat finishing.
- Single inlet forward curved impeller.
- Squirrel cage asincronous standard motor, IP-55 protection and rated class F insulation. Standard voltages 230V 50Hz for single phase motors, 230/400V 50Hz for three phase.

APPLICATIONS:
- Specially designed for duct assembly, are suitable for:
- Ventilation in work shops.
- Local air exhaustings.
- Machina coolings.
- Clean air transport.

UNDER REQUEST:
- 60Hz fans and special voltages.
- 2 speed motors.
- Flameproof or explosionproof fans with ATEX certificated motors.

SINGLE PHASE RANGE

Code	Model	Max. R.P.M.	Max. Current (A) 230	400	O. Power W	Max. Air Flow m3/h	Sound dB (A)	Weight Kg	Trd.Price €
251200103	BC 25/10 M4 3/4	1.350	4,4	-	0,55	2.200	64	17,5	**379,90**
251360103	BC 28/11 M4 1,5	1.390	7,5	-	1,1	3.400	68	29,5	**472,40**
251670103	BC 35/18 M4 2	1.360	9,95	-	1,5	5.200	78	34	**570,30**

THREE PHASE RANGE

Code	Model	Max. R.P.M.	Max. Current (A) 230	400	O. Power Kw	Max. Air Flow m3/h	Sound dB (A)	Weight Kg	Trd.Price €
251200106	BC 25/10 T4 3/4	1.400	2,8	1,6	0,55	2.200	64	18	**362,80**
251360106	BC 28/11 T4 1,5	1.400	4,65	2,69	1,1	3.400	68	29,5	**446,50**
251670106	BC 35/18 T4 2	1.420	5,79	3,73	1,5	5.200	65	34	**534,40**
251650106	BC 35/18 T6 1	900	3,99	2,31	0,75	4.000	61	32	**541,60**

Ancillaries

RFS **INT** **PE** **RA** **OI** **EA**

EI **BA** **SIL-C** **SIL-R** **RH**

MA CENTRIFUGAL MEDIUM PRESSURE FANS

GENERAL FEATURES:
Range with 18 sizes from 18 until 603, provided with single phase and three phase 2 motors. Air-flow from 295 m³/h until 10.000 m³/h. Sizes from 18 to 31 maximum air working temperature 130ºC in continuous. Maximum static pressure 700 mmwg

MANUFACTURING FEATURES:
- Rolled steel sheet housing for the models 18, 24, 25 and from 401 until 603, the models remaining CAST ALUMINIUM HOUSING.
- Cast aluminium impellers from 18 until 31.
- Reinforced rolled steel sheet backward curved impeller from 401 until 603.
- Epoxy powder coat finishing.
- Squirrel cage asincronous standard motor, IP-55 protection and rated class F insulation. Standard voltages 230V 50Hz for single phase motors, 230/400V 50Hz for three phase, motors up to 5,5HP and 400/690V 50Hz for higher powers.

APPLICATIONS:
- Specially designed for duct assembly, are suitable for:
- Industrial burners.
- Air injections in forges.
- Clean air or light dusty air transport.

UNDER REQUEST:
- 60Hz fans and special voltages.
- 2 speed motors.
- Flameproof or explosionproof fans with ATEX certificated motors.
- Hot dip galvanised or stainless steel fans only available from the 401 until the 603.
- Belt driven fan.
- Fan for air working temperatures up to 250ºC.

SINGLE PHASE RANGE

Code	Model	Max. R.P.M.	Max. Current (A) 230	Max. Current (A) 400	O. Power W	Max. Air Flow m3/h	Sound dB (A)	Weight Kg	Trd.Price €
253180162	MA 18 M2 1/8	2.840	0,87	-	0,09	295	60	6	**214,70**
253220162	MA 24 M2 1/8	2.840	0,87	-	0,09	350	65	7	**232,80**
253270162	MA 25 M2.1/4	2.820	1,5	-	0,18	560	68	11	**292,70**

THREE PHASE RANGE

Code	Model	Max. R.P.M.	Max. Current (A) 230	Max. Current (A) 400	O. Power Kw	Max. Air Flow m3/h	Sound dB (A)	Weight Kg	Trd.Price €
253180161	MA 18 T2 1/8	2.820	0,45	0,29	0,09	295	60	6	**199,10**
253220161	MA 24 T2 1/8	2.820	0,45	0,29	0,09	350	65	7	**213,00**
253270161	MA 25 T2.1/4	2.850	1,2	0,7	0,18	560	68	11	**274,50**

Ancillaries



REG **RFS** **INT** **PE** **RA** **OI**

EA **BA** **SIL-C** **SIL-R** **RH**

MA CENTRIFUGAL MEDIUM PRESSURE FANS

GENERAL FEATURES:
Range with 18 sizes from 18 until 603, provided with single phase and three phase 2 motors. Air-flow from 295 m³/h until 10.000 m³/h. Sizes from 18 to 31 maximum air working temperature 130ºC in continuous. Maximum static pressure 700 mmwg

MANUFACTURING FEATURES:
- Rolled steel sheet housing for the models 18, 24, 25 and from 401 until 603, the models remaining CAST ALUMINIUM HOUSING.
- Cast aluminium impellers from 18 until 31.
- Reinforced rolled steel sheet backward curved impeller from 401 until 603.
- Epoxy powder coat finishing.
- Squirrel cage asincronous standard motor, IP-55 protection and rated class F insulation. Standard voltages 230V 50Hz for single phase motors, 230/400V 50Hz for three phase, motors up to 5,5HP and 400/690V 50Hz for higher powers.

APPLICATIONS:
- Specially designed for duct assembly, are suitable for:
- Industrial burners.
- Air injections in forges.
- Clean air or light dusty air transport.

UNDER REQUEST:
- 60Hz fans and special voltages.
- 2 speed motors.
- Flameproof or explosionproof fans with ATEX certificated motors.
- Hot dip galvanised or stainless steel fans only available from the 401 until the 603.
- Belt driven fan.
- Fan for air working temperatures up to 250ºC.

SINGLE PHASE RANGE

Code	Model	Max. R.P.M.	Max. Current (A) 230	400	O. Power W	Max. Air Flow m3/h	Sound dB (A)	Weight Kg	Trd.Price €
253300104	MA 26 M2.1/2	2.780	2,93	-	0,37	870	72	13	**328,30**

THREE PHASE RANGE

Code	Model	Max. R.P.M.	Max. Current (A) 230	400	690	O. Pw. kw	Max. A. F. m3/h	Sound dB (A)	Weight Kg	Trd.Price €
253300106	MA 26 T2 1/2	2.780	1,97	1,14	-	0,37	870	71	13	**320,00**
253330106	MA 27 T2 3/4	2.760	2,35	1,36	-	0,55	1.100	80	14	**412,40**
253390106	MA 28 T2 1,5	2.820	5,01	2,9	-	1,1	2.150	80	20	**531,00**
253440106	MA 31 T2 2	2.860	6,61	3,82	-	1,5	2.550	83	27	**657,10**
300230000	● MA 250 T2 1/2	2.780	1,97	1,14	-	0,37	800	68	18	**497,70**
300230100	● MA 300 T2 1	2.810	3,27	1,89	-	0,75	1.400	74	28	**602,20**
300230200	● MA 351 T2 1,5	2.820	5,01	2,9	-	1,1	1.400	76	33	**688,00**
300230300	● MA 352 T2 2	2.860	6,61	3,02	-	1,5	2.300	79	35	**710,30**
300230400	● MA 401 T2 3	2.860	8,26	4,7	-	2,2	2.100	81	51	**865,70**
300230500	● MA 402 T2 4	2.800	12,48	7,21	-	3	3.200	83	53	**898,70**
300230600	● MA 451 T2 5,5	2.840	14,9	8,61	-	4	3.000	84	95	**1.068,00**
300230700	● MA 452 T2 7,5	2.850	-	11	6,3	5,5	4.600	86	100	**1.143,90**
300230800	● MA 501 T2 7,5	2.850	-	11	6,3	5,5	3.500	88	105	**1.308,60**
300230900	● MA 502 T2 10	2.850	-	14,6	8,4	7,5	6.500	90	110	**1.386,40**
300231000	● MA 551 T2 15	2.915	-	21,5	12,4	11	4.000	90	170	**1.744,70**
300231100	● MA 552 T2 20	2.920	-	29	16,7	15	8.000	92	180	**1.893,70**
300231200	● MA 601 T2 20	2.920	-	29	16,7	15	6.000	93	200	**1.827,20**
300231300	● MA 602 T2 25	2.915	-	34,5	19,9	18,5	8.000	94	220	**2.060,80**
300231400	● MA 603 T2 30	2.940	-	40	23	22	10.000	95	240	**2.330,80**

●New Models

NOVEDAD - NEW

Ancillaries

REG RFS INT PE RA OI

EA BA SIL-C SIL-R RH

MBE CENTRIFUGAL MEDIUM PRESSURE FANS

GENERAL FEATURES:
Range with 10 sizes from 202 until 604, provided with single phase and three phase 2 and 4 pole motors. Air-flow from 260 m³/h until 2.900 m³/h. Maximum air working temperature 130ºC in continuous. Static pressures until 120 mmwg

MANUFACTURING FEATURES:
- Rolled steel sheet housing.
- Spot welded housing.
- Single inlet forward curved impeller with cadmium finishing.
- Epoxy powder coat finishing.
- Squirrel cage asincronous standard motor, IP-55 protection and rated class F insulation. Standard voltages 230V 50Hz for single phase motors, 230/400V 50Hz for three phase.

APPLICATIONS:
- Specially designed for duct assembly, are suitable for:
- Cooling of lamps and machines.
- Smoke exhaust.
- Clean air transport.

UNDER REQUEST:
- 60Hz fans and special voltages.
- 2 speed motors.
- Fan for air working temperatures up to 250ºC.

SINGLE PHASE RANGE

Code	Model	Max. R.P.M.	Max. Current (A) 230	Max. Current (A) 400	O. Power W	Max. Air Flow m3/h	Sound dB (A)	Weight Kg	Trd.Price €
300231500	MBE 202 M2 1/7	2.780	0,7	-	0,09	260	60	2.5	**124,20**
300231600	MBE 252 M2 1/7	2.780	0,7	-	0,09	475	62	3	**135,80**
300231700	MBE 302 M2 1/4	2.800	1,4	-	0,25	625	69	5.5	**144,40**
300231800	MBE 402 M2 1/3	2.750	1,6	-	0,25	825	69	6	**150,20**
300231900	MBE 502 M2 1/2	2.780	2,93	-	0,37	1.300	72	9.5	**184,90**
300232000	MBE 504 M4 1/4	1.330	0,88	-	0,18	800	52	6	**170,40**
300232100	MBE 552 M2 3/4	2.800	3,2	-	0,55	1.400	76	10	**202,20**
300232200	MBE 554 M4 1/4	1.330	0,88	-	0,18	900	54	7	**176,20**
300232300	MBE 602 M2 1,5	2.820	4,9	-	1,1	2.900	79	20	**234,70**
300232400	MBE 604 M4 1/3	1.360	2,1	-	0,25	1.400	58	12	**222,40**

THREE PHASE RANGE

Code	Model	Max. R.P.M.	Max. Current (A) 230	Max. Current (A) 400	O. Power W	Max. Air Flow m3/h	Sound dB (A)	Weight Kg	Trd.Price €
300232500	MBE 202 T2 1/7	2.780	0,55	0,32	0,09	260	60	2.5	**116,70**
300232600	MBE 252 T2 1/7	2.780	0,55	0,32	0,09	475	62	3	**124,90**
300232700	MBE 302 T2 1/4	2.800	1,34	0,78	0,25	625	69	5.5	**130,20**
300232800	MBE 402 T2 1/3	2.750	1,4	0,81	0,25	825	69	6	**137,20**
300232900	MBE 502 T2 1/2	2.780	1,97	1,14	0,37	1.300	72	9.5	**169,00**
300233000	MBE 504 T4 1/4	1.330	1,08	0,63	0,18	800	52	6	**158,10**
300233100	MBE 552 T2 3/4	2.800	2,43	1,4	0,55	1.400	76	10	**160,90**
300233200	MBE 554 T4 1/4	1.330	1,08	0,63	0,18	900	54	7	**160,90**
300233300	MBE 602 T2 1,5	2.820	5,01	2,9	1,1	2.900	79	20	**200,90**
300233400	MBE 604 T4 1/3	1.360	1,73	1	0,25	1.400	58	12	**212,00**

NOVEDAD NEW

Ancillaries

REG RFS INT PE OI

EA EI BA SIL-C SIL-R RH

MB CENTRIFUGAL MEDIUM PRESSURE FANS

GENERAL FEATURES:
Range with 17 sizes from the 8/3 until the 63/25, provided with single phase 2 and 4 pole motors and three phase 2,4 and 6 pole motors. Air-flow from 200 m³/h until 27.500 m³/h. Maximum air working temperature 130ºC in continuous. Static pressures until 250 mmwg

MANUFACTURING FEATURES:
- Rolled steel sheet housing.
- Direct join or welded housing.
- Single inlet forward curved impeller manufactured of galvanised steel sheet.
- Epoxy powder coat finishing.
- Squirrel cage asincronous standard motor, IP-55 protection and rated class F insulation. Standard voltages 230V 50Hz for single phase motors, 230/400V 50Hz for three phase, motors up to 5,5HP and 400/690V 50Hz for higher powers.

APPLICATIONS:
- Specially designed for duct assembly, are suitable for:
- Cooling of lamps and machines.
- Smoke exhaust.
- Industrial processes and industrial cooking hoods.
- Clean air transport.

UNDER REQUEST:
- 60Hz fans and special voltages.
- 2 speed motors.
- Flameproof or explosionproof fans with ATEX certificated motors.
- Fan for air working temperatures up to 250ºC.
- Hot dip galvanised or stainless steel fans.

SINGLE PHASE RANGE

Code	Model	Max. R.P.M.	Max. Current (A) 230	Max. Current (A) 400	O. Power W	Max. Air Flow m3/h	Sound dB (A)	Weight Kg	Trd.Price €
253050103	MB 10/4 M2 1/15	2.720	0,4	-	0,05	310	50	2,5	**130,90**
253060103	MB 12/5 M2 1/7	2.840	0,87	-	0,09	510	62	5	**133,90**
253080103	MB 12/5 M4 1/10	1.360	0,6	-	0,06	320	50	5	**140,50**
253100103	MB 14/5 M2 1/3	2.760	2,06	-	0,25	1.050	59	7	**169,40**
253110103	MB 16/6 M2 1/2	2.760	2,93	-	0,37	1.400	70	9,5	**209,80**
253160103	MB 16/6 M4 1/4	1.430	1,7	-	0,18	1.100	57	9,5	**173,70**
253170103	MB 18/7 M2 1	2.810	5,3	-	0,75	1.900	68	15	**295,50**
253340103	● MB 18/7 M4 1/3	1.410	1,4	-	0,25	1.200	63	10	**203,00**
253240103	MB 20/6 M2 1/2	2.760	2,93	-	0,37	880	68	14	**264,50**
253190103	MB 20/8 M2 1,5	2.770	8,02	-	1,1	2.100	68	19	**332,20**
253230103	MB 20/8 M4.1/2	1.360	2,6	-	0,37	2.200	60	15	**255,30**

THREE PHASE RANGE

Code	Model	Max. R.P.M.	Max. Current (A) 230	Max. Current (A) 400	O. Power W	Max. Air Flow m3/h	Sound dB (A)	Weight Kg	Trd.Price €
300233500	● MB 8/3 T2 1/7	2.780	0,55	0,32	0,09	200	58	3	**105,00**
253060106	MB 12/5 T2 1/7	2.780	0,55	0,32	0,09	510	62	5	**126,00**
253080106	MB 12/5 T4 1/10	1.450	0,7	0,4	0,06	320	50	5	**137,90**
253100106	MB 14/5 T2 1/3	2.750	1,34	0,78	0,25	1.050	59	7	**163,20**
253110106	MB 16/6 T2 1/2	2.860	2,47	1,43	0,37	1.400	70	9,5	**188,00**
253160106	MB 16/6 T4 1/4	1.360	1,08	0,63	0,18	1.100	57	9,5	**167,10**
253170106	MB 18/7 T2 1	2.840	3,05	1,76	0,75	1.900	68	15	**273,60**
253340106	● MB 18/7 T4 1/3	1.410	1,32	0,76	0,25	1.200	63	10	**195,00**
253240106	MB 20/6 T2 1/2	2.780	1,97	1,14	0,37	880	68	14	**250,70**
253190106	MB 20/8 T2 1,5	2.820	5,01	2,9	1,1	2.100	68	19	**327,50**
253230106	MB 20/8 T4.1/2	1.420	2,1	1,2	0,37	2.200	60	15	**240,70**

● New Models

CVEDAD-NEW

Ancillaries

REG RFS INT PE RA OI

EA EI BA SIL-C SIL-R RH

MB CENTRIFUGAL MEDIUM PRESSURE FANS

GENERAL FEATURES:
Range with 17 sizes from the 8/3 until the 63/25, provided with single phase 2 and 4 pole motors and three phase 2,4 and 6 pole motors. Air-flow from 200 m³/h until 27.500 m³/h. Maximum air working temperature 130ºC in continuous. Static pressures until 250 mmwg

MANUFACTURING FEATURES:
- Rolled steel sheet housing.
- Direct join or welded housing.
- Single inlet forward curved impeller manufactured of galvanised steel sheet.
- Epoxy powder coat finishing.
- Squirrel cage asincronous standard motor, IP-55 protection and rated class F insulation. Standard voltages 230V 50Hz for single phase motors, 230/400V 50Hz for three phase, motors up to 5,5HP and 400/690V 50Hz for higher powers.

APPLICATIONS:
- Specially designed for duct assembly, are suitable for:
- Cooling of lamps and machines.
- Smoke exhaust.
- Industrial processes and industrial cooking hoods.
- Clean air transport.

UNDER REQUEST:
- 60Hz fans and special voltages.
- 2 speed motors.
- Flameproof or explosionproof fans with ATEX certificated motors.
- Fan for air working temperatures up to 250ºC.
- Hot dip galvanised or stainless steel fans.

THREE PHASE RANGE

Code	Model	Max. R.P.M.	Max. Current (A) 230	Max. Current (A) 400	O. Power W	Max. Air Flow m3/h	Sound dB (A)	Weight Kg	Trd.Price €
253210120	MB 22/9 T2 1,5	2.820	5,01	2,9	1,1	1.800	70	24	**395,90**
253200106	MB 22/9 T2 3	2.860	8,26	4,78	2,2	3.000	74	30	**501,20**
253200120	MB 22/9 T4 3/4	1.400	2,8	1,6	0,55	2.700	60	22	**366,40**
253280106	MB 25/10 T2 3	2.860	8,26	4,78	2,2	2.600	77	32	**557,90**
253290106	MB 25/10 T2 4	2.880	12,6	7,3	3	3.200	78	38	**632,30**
253310106	MB 25/10 T4 1,5	1.400	4,65	2,69	1,1	3.500	64	33	**480,40**
253360106	MB 28/11 T2 5,5	2.840	14,9	8,61	4	4.000	81	46	**689,90**
253370106	MB 28/11 T4 3	1.410	9,09	5,26	2,2	5.000	68	44	**617,20**
253380106	MB 28/11 T6 1	900	3,99	2,31	0,75	3.600	58	37	**588,00**

Ancillaries

RFS **ASD** **INT** **PE** **RA** **OI**

EA **EI** **BA** **SIL-C** **SIL-R** **RH**

MB CENTRIFUGAL MEDIUM PRESSURE FANS

GENERAL FEATURES:
Range with 17 sizes from the 8/3 until the 63/25, provided with single phase 2 and 4 pole motors and three phase 2,4 and 6 pole motors. Air-flow from 200 m³/h until 27.500 m³/h. Maximum air working temperature 130ºC in continuous. Static pressures until 250 mmwg

MANUFACTURING FEATURES:
- Rolled steel sheet housing.
- Direct join or welded housing.
- Single inlet forward curved impeller manufactured of galvanised steel sheet.
- Epoxy powder coat finishing.
- Squirrel cage asincronous standard motor, IP-55 protection and rated class F insulation. Standard voltages 230V 50Hz for single phase motors, 230/400V 50Hz for three phase, motors up to 5,5HP and 400/690V 50Hz for higher powers.

APPLICATIONS:
- Specially designed for duct assembly, are suitable for:
- Cooling of lamps and machines.
- Smoke exhaust.
- Industrial processes and industrial cooking hoods.
- Clean air transport.

UNDER REQUEST:
- 60Hz fans and special voltages.
- 2 speed motors.
- Flameproof or explosionproof fans with ATEX certificated motors.
- Fan for air working temperatures up to 250ºC.
- Hot dip galvanised or stainless steel fans.

THREE PHASE RANGE

NOVEDAD-NEW

Code	Model	Max. R.P.M.	Max. Current (A) 230	400	690	O. Pw. kw	Max. A. F. m3/h	Sound dB (A)	Weight Kg	Trd.Price €
253450120	MB 31/12 T4 4	1.420	13,2	7,65	-	3	5.700	72	57	**822,30**
253450106	MB 31/12 T4 5,5	1.420	15,9	9,21	-	4	6.800	73	59	**910,60**
253480106	MB 35/14 T4 4	1.420	13,2	7,65	-	3	6.000	78	63	**876,90**
253480120	MB 35/14 T4 7,5	1.460	-	12,8	7,3	5,5	9.000	79	76	**1.104,20**
253510121	MB 40/16 T4 7,5	1.460	-	12,8	7,3	5,5	9.000	78	101	**1.214,90**
253510106	MB 40/16 T4 10	1.420	-	15,3	9,5	7,5	11.000	79	110	**1.275,60**
253510120	MB 40/16 T6 3	910	10,1	5,81	-	2,2	7.000	71	94	**1.088,80**
253530106	MB 45/18 T4 7,5	1.460	-	12,8	7,3	5,5	8.000	80	116	**1.254,50**
253530120	MB 45/18 T4 10	1.420	-	15,3	9,5	7,5	11.000	82	119	**1.373,90**
253530121	● MB 45/18 T4 15	1.430	-	38,06	22	11	18.000	86	190	**1.529,90**
253560106	MB 45/18 T6 3	950	10,4	6	-	2,2	9.000	76	112	**1.208,00**
300233600	● MB 50/20 T6 5,5	955	15,7	9,1	-	4	10.000	79	200	**1.443,80**
300233700	● MB 50/20 T6 7,5	955	-	12,3	7,1	5,5	14.000	81	215	**1.548,20**
300233800	● MB 55/22 T6 15	965	-	22	12,7	11	22.500	86	240	**2.476,80**
300233900	● MB 63/25 T6 20	970	-	29	16,7	15	27.500	89	330	**3.207,40**

● New Models

Ancillaries

RFS ASD INT PE RA OI

EA EI BA SIL-C SIL-R RH

casals
WE CONTROL AIR

MZ CENTRIFUGAL MEDIUM PRESSURE FANS Free Shaft

UNDER REQUEST

GENERAL FEATURES:
Range with 8 sizes from the 22/9 until the 63/25. Air-flow from 4.000 m³/h until 32.000 m³/h. Maximum air working temperature 200ºC in continuous. Static pressures until 250 mmwg

MANUFACTURING FEATURES:
- Rolled steel sheet housing.
- Direct join or welded housing.
- Single inlet forward curved impeller manufactured of galvanised steel sheet.
- The fan as standard will be supplied at "FREE SHAFT", it means without motor, pulleys and belts.
- Epoxy powder coat finishing.

APPLICATIONS:
- Specially designed for duct assembly, are suitable for:
- Cooling of lamps and machines.
- Smoke exhaust.
- Industrial processes and industrial cooking hoods.
- Clean air transport.

UNDER REQUEST:
- Full equipped fans including: motor, pulleys, belts, belts guard and shaft guard. Fitted over a base plate or over an upper plate.
- Flameproof or explosionproof fans with ATEX certificated motors.
- Fan for air working temperatures up to 250ºC.
- Hot dip galvanised or stainless steel fans.

Code	Model	Max. R.P.M.	O. Pw. HP	Max. Air Flow m3/h	Max. P. SP (mm WG)	Weight Kg	Trd.Price €
254120160	MZ 22/9	3.400	4	4.000	220	18	**462,70**
254180160	MZ 25/10	3.000	5,5	5.200	220	24	**530,60**
254210160	MZ 28/11	2.850	7,5	6.900	230	27	**636,60**
254230160	MZ 31/12	2.425	10	8.500	250	40	**759,30**
254330160	MZ 35/14	1.900	10	11.000	200	56	**890,40**
254370160	MZ 40/16	1.650	15	14.000	190	71	**1.020,80**
254420160	MZ 45/18	1.510	15	17.000	200	85	**1.195,80**
254540160	MZ 63/25	960	30	32.000	180	115	**2.124,10**

Ancillaries

RFS ASD INT PE RA OI

EA EI BA SIL-C SIL-R RH

MBC CENTRIFUGAL MEDIUM PRESSURE FANS cubic

GENERAL FEATURES:
Range with 7 sizes from the 25/10 until the 50/20, provided with single phase 4 and 6 pole motors and three phase 2,4 and 6 pole motors. Air-flow from 1.900 m³/h until 16.000 m³/h. Maximum air working temperature 130ºC in continuous. Static pressures until 150 mmwg.

MANUFACTURING FEATURES:
- "SQUARE SHAPE" Rolled steel sheet housing.
- Direct join or welded housing.
- Single inlet forward curved impeller manufactured of galvanised steel sheet.
- Epoxy powder coat finishing.
- Squirrel cage asincronous standard motor, IP-55 protection and rated class F insulation. Standard voltages 230V 50Hz for single phase motors, 230/400V 50Hz for three phase, motors up to 5,5HP and 400/690V 50Hz for higher powers.

APPLICATIONS:
- Specially designed for duct assembly, are suitable for:
- Cooling of lamps and machines.
- Smoke exhaust.
- Industrial processes and industrial cooking hoods.
- Clean air transport.

UNDER REQUEST:
- 60Hz fans and special voltages.
- 2 speed motors.
- Flameproof or explosionproof fans with ATEX certificated motors.
- Fan for air working temperatures up to 250ºC. (SOME MODELS)
- Hot dip galvanised or stainless steel fans.

SINGLE PHASE RANGE

Code	Model	Max. R.P.M.	Max. Current (A) 230	Max. Current (A) 400	O. Power W	Max. Air Flow m3/h	Sound dB (A)	Weight Kg	Trd.Price €
253310143	MBC 25/10 M4 1,5	1380	7.09	-	1.1	3500	64	63	**522,80**
253300143	MBC 25/10 M6.3/4	960	3.52	-	0.55	1900	56	61	**634,50**
253380143	MBC 28/11 M6 1	920	5.5	-	0.75	3600	58	67	**644,20**

THREE PHASE RANGE

Code	Model	Max. R.P.M.	Max. Current (A) 230	Max. Current (A) 400	Max. Current (A) 690	O. Pw. kw	Max. A. F. m3/h	Sound dB (A)	Weight Kg	Trd.Price €
253280146	MBC 25/10 T2 3	2.860	8,26	4,7	-	2,2	2.600	77	65	**582,80**
253290146	MBC 25/10 T2 4	2.880	12,6	7,3	-	3	3.200	78	66	**659,10**
253310146	MBC 25/10 T4 1,5	1.400	4,87	2,81	-	1,1	3.500	64	64	**505,70**
253300146	MBC 25/10 T6 3/4	920	2,92	1,69	-	0,55	1.900	56	63	**612,10**
253360146	MBC 28/11 T2 5,5	2.840	14,9	8,6	-	4	4.000	81	66	**722,70**
253370146	MBC 28/11 T4 3	1.420	9,2	5,31	-	2,2	5.000	68	70	**645,80**
253380146	MBC 28/11 T6 1	920	3,82	2,21	-	0,75	3.600	58	69	**618,80**
253460146	MBC 31/12 T4 4	1.410	11,53	6,66	-	3	5.700	72	72	**824,90**
253450146	MBC 31/12 T4 5,5	1.440	17,1	9,86	-	4	6.800	73	73	**893,70**
253430146	MBC 31/12 T6 2	940	6,6	3,8	-	1,5	4.500	66	71	**806,90**
253480146	MBC 35/14 T4 4	1.410	11,53	6,66	-	3	6.000	78	75	**876,10**
253490146	MBC 35/14 T4 7,5	1.410	-	12,8	7,3	5,5	8.700	79	78	**1.099,70**
253470146	MBC 35/14 T6 2	940	6,6	3,8	-	1,5	5.500	70	77	**909,60**
253510146	MBC 40/16 T4 7,5	1.410	-	12,8	73	5,5	9.000	78	87	**1.204,10**
253520146	MBC 40/16 T4 10	1.420	-	16,5	9,5	7,5	10.500	79	89	**1.298,30**
253500146	MBC 40/16 T6 3	960	9,04	5,22	-	2,2	7.000	71	86	**1.092,20**
253530146	MBC 45/18 T4 7,5	1.410	-	12,8	7,3	5,5	8.000	80	91	**1.244,90**
253540146	MBC 45/18 T4 10	1.420	-	16,5	9,5	7,5	11.000	82	93	**1.343,10**
253350146	● MBC 45/18 T4 15	1.430	-	38,06	22	11	16.000	86	160	**1.603,60**
253560146	MBC 45/18 T6 3	960	9,04	5,22	-	2,2	9.000	76	90	**1.177,70**
253570146	MBC 45/18 T6 4	955	12,1	7	-	3	12.000	79	130	**1.516,00**
300234000	● MBC 50/20 T6 7,5	955	-	12,3	7,1	5,5	12.000	83	150	**1.625,60**
300234100	● MBC 50/20 T6 10	965	-	15,2	8,7	7,5	16.000	85	170	**2.598,80**

●New models

NOVEDAD-NEW

Ancillaries

REG RFS ASD INT PE RA OI

EA EI BA SIL-C SIL-R RH

MBMAP CENTRIFUGAL MEDIUM PRESSURE FANS

GENERAL FEATURES:
Range with 7 sizes from the 160 until the 400, provided with three phase 2 pole motors. Air-flow from 300 m³/h until 1.425 m³/h. Maximum air working temperature 130ºC in continuous. Static pressures until 325 mmwg.

MANUFACTURING FEATURES:
- Direct join or welded housing.
- Single inlet forward curved impeller with cadmium finishing.
- Epoxy powder coat finishing.
- Squirrel cage asincronous standard motor, IP-55 protection and rated class F insulation. Standard voltages 230/400V 50Hz.

APPLICATIONS:
- Specially designed for duct assembly, are suitable for:
- Cooling of lamps and machines.
- Smoke exhaust.
- Industrial processes.
- Clean air transport.

UNDER REQUEST:
- 60Hz fans and special voltages.
- 2 speed motors.
- Flameproof or explosionproof fans with ATEX certificated motors.
- Fan for air working temperatures up to 250ºC.

THREE PHASE RANGE

Code	Model	Max. R.P.M.	Max. Current (A) 230	Max. Current (A) 400	O. Power W	Max. Air Flow m3/h	Sound dB (A)	Weight Kg	Trd.Price €
300234200	MBMAP 160 T2 1/7	2.780	0,55	0,32	0,09	300	58	5.5	**193,40**
300234300	MBMAP 200 T2 1/4	2.800	1,4	0,81	0,25	450	61	7.5	**219,70**
300234400	MBMAP 250 T2 1/2	2.780	1,97	1,14	0,37	500	67	14	**306,80**
300234500	MBMAP 280 T2 3/4	2.800	2,43	1,4	0,55	725	70	16	**337,90**
300234600	MBMAP 300 T2 1	2.810	3,27	1,89	0,75	825	74	21	**391,20**
300234700	MBMAP 350 T2 2	2.860	6,61	3,02	1,5	1.225	79	30	**438,10**
300234800	MBMAP 400 T2 3	2.860	8,26	4,7	2,2	1.425	82	33	**590,10**

NOVEDAD-NEW

Ancillaries

RFS ASD INT PE RA OI

EA EI BA SIL-C SIL-R RH

MA P/R CENTRIFUGAL MEDIUM PRESSURE FANS (straight blade impeller)

GENERAL FEATURES:
Range with 6 sizes from 24 until 31, provided with three phase 2 motors. Air-flow from 300 m³/h until 1.800 m³/h. Maximum air working temperature 130ºC in continuous. Maximum static pressure 185 mmwg.

APPLICATIONS:
- Specially designed for duct assembly, are suitable for:
- Transport of solid materials.

MANUFACTURING FEATURES:
- Rolled steel sheet housing for the models 24, 25, the models remaining CAST ALUMINIUM HOUSING.
- Straight blade steel sheet or cast aluminium impellers.
- Epoxy powder coat finishing.
- Squirrel cage asincronous standard motor, IP-55 protection and rated class F insulation. Standard voltages 230/400V 50Hz.

UNDER REQUEST:
- 60Hz fans and special voltages.
- 2 speed motors.
- Flameproof or explosionproof fans with ATEX certificated motors.
- Fan for air working temperatures up to 250ºC.

THREE PHASE RANGE

Code	Model	Max. R.P.M.	Max. Current (A) 230	Max. Current (A) 400	O. Power W	Max. Air Flow m3/h	Sound dB (A)	Weight Kg	Trd.Price €
253220161	MA 24 T2 1/8 P/R	2.800	1,16	0,67	0,18	300	71	10	**213,00**
253270161	MA 25 T2 1/4 P/R	2.800	1,4	0,81	0,25	400	74	12	**341,10**
253300160	MA 26 T2 1/2 P/R	2.780	1,97	1,14	0,37	700	75	14	**374,50**
253330160	MA 27 T2 3/4 P/R	2.800	2,43	1,4	0,55	850	80	16	**428,40**
253400160	MA 28 T2 1 P/R	2.810	3,27	1,89	0,75	1.400	81	21	**550,90**
253440160	MA 31 T2 2 P/R	2.860	6,61	3,02	1,5	1.800	83	25	**675,40**

Ancillaries

RFS **ASD** **INT** **PE** **EA**

BA **SIL-C** **SIL-R**

MB P/R CENTRIFUGAL MEDIUM PRESSURE FANS (straight blade impeller)

GENERAL FEATURES:
Range with 17 sizes from the 22/9 until the 45/18, provided with three phase 2 pole motors. Air-flow from 2.100 m³/h until 12.500 m³/h. Maximum air working temperature 130ºC in continuous. Static pressures until 380 mmwg.

APPLICATIONS:
- Specially designed for duct assembly, are suitable for:
- Transport of dirty air or air with mixed with solid materials.

MANUFACTURING FEATURES:
- Rolled steel sheet housing.
- Fully welded housing.
- Single inlet straight blade impeller manufactured of steel sheet and with reinforced with a welded ring and epoxy powder finishing.
- Epoxy powder coat finishing.
- Squirrel cage asincronous standard motor, IP-55 protection and rated class F insulation. Standard voltages 230V 50Hz for single phase motors, 230/400V 50Hz for three phase, motors up to 5,5HP and 400/690V 50Hz for higher powers.

UNDER REQUEST:
- 60Hz fans and special voltages.
- 2 speed motors.
- Flameproof or explosionproof fans with ATEX certificated motors.
- Fan for air working temperatures up to 250ºC.
- Hot dip galvanised or stainless steel fans.

THREE PHASE RANGE

Code	Model	Max. R.P.M.	Max. Current (A) 230	400	690	O. Pw. kw	Max. A. F. m3/h	Sound dB (A)	Weight Kg	Trd.Price €
253210160	MB 22/9 T2 1,5 P/R	2.820	5,01	29	-	11	2.100	70	23	**673,40**
253280160	MB 25/10 T2 2 P/R	2.860	6,61	3,02	-	1,5	2.850	74	31	**815,80**
253360161	MB 28/11 T2 3 P/R	2.860	8,26	4,78	-	2,2	4.500	76	40	**896,20**
253450160	MB 31/12 T2 4 P/R	2.880	12,6	7,3	-	3	5.300	79	55	**1.046,10**
253480161	MB 35/14 T2 7,5 P/R	2.850	-	11,3	63	5,5	7.800	84	85	**1.385,30**
253510160	MB 40/16 T2 10 P/R	2.850	-	15,1	8,4	7,5	9.500	90	103	**1.634,30**
253530160	MB 45/18 T2 15 P/R	2.915	-	21,5	1,4	11	10.500	92	180	**2.097,70**
253530161	MB 45/18 T2 20 P/R	2.920	-	29	16,7	15	12.500	95	191	**2.506,60**

Ancillaries

RFS **ASD** **INT** **PE** **EA**

EI **BA** **SIL-C** **SIL-R** **RH**

MBZM P/R

CENTRIFUGAL MEDIUM PRESSURE FANS (straight blade impeller)

GENERAL FEATURES:
Range with 14 sizes from the 220 until the 1002, provided with three phase 2 and 4 pole motors. Air-flow from 1.116 m³/h until 46.800 m³/h. Maximum air working temperature 130ºC in continuous. Static pressures until 450 mmwg.

MANUFACTURING FEATURES:
- Rolled steel sheet housing.
- Fully welded and reinforced housing.
- Single inlet straight blade impeller manufactured of steel sheet and with reinforced with a welded ring and with enamelting finishing.
- Epoxy powder coat finishing.
- Squirrel cage asincronous standard motor, IP-55 protection and rated class F insulation. Standard voltages 230V 50Hz for single phase motors, 230/400V 50Hz for three phase, motors up to 5,5HP and 400/690V 50Hz for higher powers.

APPLICATIONS:
- Specially designed for duct assembly, are suitable for:
- Transport of dirty air or air with mixed with solid materials.
- Textile fibre transport.

UNDER REQUEST:
- 60Hz fans and special voltages.
- 2 speed motors.
- Flameproof or explosionproof fans with ATEX certificated motors.
- Fan for air working temperatures up to 250ºC.
- Hot dip galvanised or stainless steel fans.

THREE PHASE RANGE

Code	Model	Max. R.P.M.	Max. Current (A) 230	400	690	O. Pw. kw	Max. A. F. m3/h	Sound dB (A)	Weight Kg	Trd.Price €
300234900	MBZM 220 T2 1/2 P/R	2.780	1,97	1,14	-	0,37	1.116	69	11	**380,10**
300235000	MBZM 251 T2 3/4 P/R	2.800	2,43	1,4	-	0,55	1.116	71	26	**409,70**
300235100	MBZM 252 T2 1 P/R	2.810	3,27	1,89	-	0,75	1.548	72	29	**431,70**
300235200	MBZM 281 T2 1,5 P/R	2.820	5,01	2,9	-	1,1	1.548	73	33	**494,00**
300235300	MBZM 282 T2 2 P/R	2.860	6,61	3,02	-	1,5	2.196	74	37	**516,30**
300235400	MBZM 311 T2 2 P/R	2.860	6,61	3,02	-	1,5	2.196	76	43	**555,50**
300235500	MBZM 312 T2 3 P/R	2.860	8,2	4,7	-	2,2	3.096	77	46	**597,50**
300235600	MBZM 351 T2 4 P/R	2.800	12,48	7,21	-	3	3.096	79	74	**748,10**
300235700	MBZM 352 T2 5,5 P/R	2.840	14,9	8,61	-	4	4.320	80	80	**798,50**
300235800	MBZM 401 T2 7,5 P/R	2.850	-	11	6,3	5,5	4.320	83	109	**1.060,60**
300235900	MBZM 402 T2 10 P/R	2.850	-	14,6	8,4	7,5	6.120	84	115	**1.138,40**
300236000	MBZM 452 T2 15 P/R	2.915	-	21,5	12,4	11	8.280	87	198	**1.583,10**
300236100	MBZM 501 T2 20 P/R	2.920	-	29	16,7	15	8.280	90	222	**1.892,20**
300236200	MBZM 502 T2 30 P/R	2.940	-	40	23	22	11.880	91	274	**2.395,70**
300236300	MBZM 454 T4 2 P/R	1.420	6,32	3,65	-	1,5	4.320	71	106	**1.043,10**
300236400	MBZM 503 T4 3 P/R	1.420	9,2	5,31	-	2,2	4.320	72	126	**1.238,50**
300236500	MBZM 504 T4 4 P/R	1.410	11,53	6,66	-	3	6.120	74	134	**1.273,70**
300236600	MBZM 561 T4 5,5 P/R	1.440	17,1	9,86	-	4	6.120	75	148	**1.965,20**
300236700	MBZM 562 T4 7,5 P/R	1.450	-	13,14	7,3	5,5	8.280	76	175	**2.062,60**
300236800	MBZM 631 T4 10 P/R	1.420	-	16,5	9,5	7,5	8.280	78	200	**2.477,10**
300236900	MBZM 632 T4 15 P/R	1.430	-	21	12,1	11	11.880	80	274	**2.822,60**
300237000	MBZM 711 T4 15 P/R	1.430	-	21	12,1	11	11.880	83	338	**3.386,90**
300237100	MBZM 712 T4 20 P/R	1.460	-	28,4	16,41	15	16.920	84	368	**3.508,40**
300237200	MBZM 801 T4 25 P/R	1.450	-	37	21,38	18,5	16.920	85	443	**4.366,60**
300237300	MBZM 802 T4 30 P/R	1.455	-	39,4	22,7	22	23.760	87	509	**4.509,30**
300237400	MBZM 901 T4 50 P/R	1.475	-	65,2	37,6	37	23.760	90	598	**6.512,10**
300237500	MBZM 902 T4 60 P/R	1.475	-	77,3	44,6	45	33.840	92	638	**7.079,00**
300237600	MBZM 1001 T4 75 P/R	1.475	-	94,3	54,5	55	33.840	96	800	**8.377,90**
300237700	MBZM 1002 T4 100 P/R	1.485	-	129	74,5	75	46.800	97	918	**9.795,40**

NEW

Ancillaries

RFS ASD INT PE EA

EI BA SIL-C SIL-R RH

MZZM P/R CENTRIFUGAL MEDIUM PRESSURE FANS (traight blade impeller belt driven)

GENERAL FEATURES:
Range with 10 sizes from the 350 until the 1000. Air-flow from 6.200 m³/h until 48.000 m³/h. Maximum air working temperature 200ºC in continuous. Static pressures until 590 mmwg.

APPLICATIONS:
· Specially designed for duct assembly, are suitable for:
· Transport of dirty air or air with mixed with solid materials.
· Textile fibre transport.

MANUFACTURING FEATURES:
· Rolled steel sheet housing.
· Fully welded and reinforced housing.
· Single inlet straight blade impeller manufactured of steel sheet and with reinforced with a welded ring and with enamelting finishing.
· The fan as standard will be supplied at "FREE SHAFT", it means without motor, pulleys and belts.
· Epoxy powder coat finishing.

UNDER REQUEST:
· Full equipped fans including: motor, pulleys, belts, belts guard and shaft guard. Fitted over a base plate.
· Flameproof or explosionproof fans with ATEX certificated motors.
· Fan for air working temperatures up to 250ºC.
· Hot dip galvanised or stainless steel fans.

THREE PHASE RANGE

NOVEDAD-NEW

Code	Model	Max. R.P.M.	O. Pw. HP	Max. Air Flow. m3/h	Max. P. SP (mm WG)	Trd. Price €
300237800	MZZM 350 P/R	4.000	15	6.200	355	**1.772,20**
300237900	MZZM 400 P/R	3.500	15	7.200	350	**2.097,00**
300238000	MZZM 450 P/R	3.500	25	9.800	440	**2.322,30**
300238100	MZZM 500 P/R	3.150	30	13.500	430	**2.720,20**
300238200	MZZM 560 P/R	2.940	40	16.000	450	**3.083,60**
300238300	MZZM 630 P/R	2.800	75	23.000	590	**4.027,50**
300238400	MZZM 710 P/R	2.300	75	24.000	470	**5.077,00**
300238500	MZZM 800 P/R	2.000	100	32.000	450	**4.975,50**
300238600	MZZM 900 P/R	1.700	100	39.000	470	**7.029,90**
300238700	MZZM 1000 P/R	1.550	125	48.000	470	**8.014,40**

Ancillaries

RFS **ASD** **INT** **PE** **EA**

EI **BA** **SIL-C** **SIL-R** **RH**

MBRC CENTRIFUGAL MEDIUM PRESSURE FANS Cubic

GENERAL FEATURES:
Range with 8 sizes from the 21/10 until the 71/22, provided with three phase 2, 4, 6 and 8 pole motors. Air-flow from 4.000 m³/h until 34.200 m³/h. Maximum air working temperature 130ºC in continuous. Static pressures until 335 mmwg.

MANUFACTURING FEATURES:
- "SQUARE SHAPE" Rolled steel sheet housing.
- Direct join or welded housing.
- High efficiency single inlet backward curved impeller manufactured of rolled steel sheet and epoxy powder finishing.
- Epoxy powder coat finishing.
- Squirrel cage asincronous standard motor, IP-55 protection and rated class F insulation. Standard voltages 230V 50Hz for single phase motors, 230/400V 50Hz for three phase, motors up to 5,5HP and 400/690V 50Hz for higher powers.

APPLICATIONS:
- Specially designed for duct assembly, are suitable for:
- Cooling of lamps and machines.
- Smoke exhaust.
- Industrial processes.
- Exhausting after filters.
- Clean air and light dusty air transport.

UNDER REQUEST:
- 60Hz fans and special voltages.
- 2 speed motors.
- Flameproof or explosionproof fans with ATEX certificated motors.
- Fan for air working temperatures up to 250ºC.
- Hot dip galvanised or stainless steel fans.

SINGLE PHASE RANGE

Code	Model	Max. R.P.M.	Max. Current (A) 230	Max. Current (A) 400	O. Power Kw	Max. Air Flow m3/h	Sound dB (A)	Weight Kg	Trd.Price €
243400143	MBRC 40/12 M4 1	1.320	5,49	-	0,75	4.700	72	71	**1.086,70**
243450143	MBRC 45/14 M4 1,5	1.380	7,09	-	1,1	5.800	73	90	**1.238,80**
243510143	MBRC 50/16 M4 2	1.380	9,94	-	1,5	6.500	76	74	**1.461,20**
243500143	MBRC 50/16 M6 1	920	5,5	-	0,75	4.300	70	69	**1,515,40**

THREE PHASE RANGE

Code	Model	Max. R.P.M.	Max. Current (A) 230	Max. Current (A) 400	Max. Current (A) 690	O. Pw. kw	Max. A. F. m3/h	Sound dB (A)	Weight Kg	Trd.Price €
243310146	MBRC 31/10 T2 1,5	2.820	5,01	2,9	-	1,1	4.000	81	60	**879,30**
243350146	MBRC 35/11 T2 3	2.860	8,26	4,7	-	2,2	5.550	85	76	**1.013,70**
243410146	MBRC 40/12 T2 4	2.800	12,48	7,21	-	3	7.700	85	82	**1.287,90**
243420146	● MBRC 40/12 T2 5,5	2.840	14,9	8,61	-	4	9.500	87	103	**1.310,70**
243400146	MBRC 40/12 T4 1	1.400	3,74	2,16	-	0,75	4.700	72	71	**1.066,40**
243470146	● MBRC 45/14 T2 10	2.850	-	14,6	8,4	7,5	13.500	91	131	**1.659,30**
243450146	MBRC 45/14 T4 1,5	1.400	4,87	2,81	-	1,1	5.800	73	90	**1.213,80**
243520146	● MBRC 50/16 T2 20	2.920	-	29	16,7	15	19.000	93	197	**2.307,40**
243510146	MBRC 50/16 T4 2	1.420	6,32	3,65	-	1,5	6.500	76	74	**1.433,50**
243500146	MBRC 50/16 T6 1	920	3,81	2,21	-	0,75	4.300	70	69	**1.479,40**
243570146	MBRC 56/18 T4 4	1.410	11,53	6,66	-	3	10.500	80	97	**1.790,70**
243560146	MBRC 56/18 T6 2	940	6,6	3,8	-	1,5	6.800	70	89	**1.779,70**
243650146	MBRC 63/20 T4 7,5	1.450	-	12,8	7,3	5,5	14.200	83	155	**2.238,20**
243670146	● MBRC 63/20 T4 10	1.420	-	16,5	9,5	7,5	21.600	85	224	**2.513,40**
243640146	MBRC 63/20 T6 2	940	6,6	3,8	-	1,5	8.500	72	113	**2.055,00**
243660146	● MBRC 63/20 T6 3	940	9,1	5,3	-	2,2	13.500	74	200	**2.324,50**
243630146	MBRC 63/20 T8 1,5	685	7,3	4,2	-	1,1	6.900	85	102	**2.184,70**
243730146	MBRC 71/22 T4 10	1.420	-	16,5	9,5	7,5	22.200	77	203	**2.855,10**
243750146	● MBRC 71/22 T4 15	1.430	-	38,06	22	11	24.200	80	335	**3.171,20**
243760146	● MBRC 71/22 T4 20	1.460	-	50,17	29	15	34.200	84	356	**3.352,00**
243720146	MBRC 71/22 T6 4	960	12	6,9	-	3	15.000	68	185	**2.732,10**
243740146	● MBRC 71/22 T6 5,5	955	15,7	9,1	-	4	21.600	72	306	**2.918,90**
243710146	MBRC 71/22 T8 2	680	9,5	5,5	-	1,5	10.300	70	180	**2.691,10**

●Nuevos modelos

SOLD-NEW

Ancillaries

RFS ASD INT PE RA OI

EA EI BA SIL-C SIL-R RH

casals
WE CONTROL AIR

MBRLP CENTRIFUGAL MEDIUM PRESSURE FANS (Paint Shops)



GENERAL FEATURES:

·Range with 3 sizes from the 454 until the 561, provided with three phase 4 pole motors. Air-flow from 8.500 m³/h until 15.800 m³/h. Maximum air working temperature 130ºC in continuous. Static pressures until 85 mmwg.

MANUFACTURING FEATURES:

· Rolled steel sheet housing.
· Fully welded housing.
· With flanged inlet to make possible the direct join in the paint shop outlet.
· Inspection door included.
· For painting shops uses, if required, the fan will be supplied with spark proofing inlet cone.
· In case of vertical discharge add the bend price to the fan price.
· High efficiency single inlet backward curved impeller, manufactured of rolled steel sheet and epoxy powder finishing.
· Epoxy powder coat finishing.
· Squirrel cage asincronous standard motor, IP-55 protection and rated class F insulation. Standard voltages 230/400V 50Hz.

APPLICATIONS:

· Specially designed for duct assembly, are suitable for:
· Exhausting from paint shops after filter.
· Smoke exhaust.
· Industrial processes.
· Exhausting after filters.
· Clean air and light dusty air transport.

UNDER REQUEST:

· 60Hz fans and special voltages.
· 2 speed motor.
· Flameproof or explosion proof fans with ATEX certificated motors.
· Hot dip galvanised or stainless steel fans.

SINGLE PHASE RANGE

Code	Model	Max. R.P.M.	Max. Current (A) 230	Max. Current (A) 400	O. Power Kw	Max. Air Flow m3/h	Sound dB (A)	Weight Kg	Trd.Price €
300245400	MBRLP 454 T4 1,5	1.450	4,66	2,69	1,1	8.500	75	54	**971,00**
300245500	MBRLP 503 T4 2	1.420	6,46	2,69	1,5	11.200	78	75	**1.045,50**
300245600	MBRLP 561 T4 4	1.400	11,78	6,8	3	15.800	80	94	**1.525,90**

NOVEDAD-NEW

Ancillaries

RFS INT PE RA OI CP

EA EI BA SIL-C SIL-R RH

MBRL CENTRIFUGAL MEDIUM PRESSURE FANS

GENERAL FEATURES:
Range with 16 sizes from the 250 until the 1402, provided with three phase 2, 4 and 6 pole motors. Air-flow from 2.400 m³/h until 171.000 m³/h. Maximum air working temperature 130ºC in continuous. Static pressures until 377 mmwg.

MANUFACTURING FEATURES:
· Rolled steel sheet housing.
· Fully welded housing.
· Available in 3 construction shapes depending on the impeller periphery speed.
· High efficiency single inlet backward curved impeller, manufactured of rolled steel sheet and epoxy powder finishing.
· Epoxy powder coat finishing.
· Squirrel cage asincronous standard motor, IP-55 protection and rated class F insulation. Standard voltages 230V 50Hz for single phase motors, 230/400V 50Hz for three phase, motors up to 5,5HP and 400/690V 50Hz for higher powers.

APPLICATIONS:
· Specially designed for duct assembly, are suitable for:
· Cooling of lamps and machines.
· Smoke exhaust.
· Industrial processes.
· Exhausting after filters.
· Clean air and light dusty air transport.

UNDER REQUEST:
· 60Hz fans and special voltages.
· 2 speed motors.
· Flameproof or explosionproof fans with ATEX certificated motors.
· Fan for air working temperatures up to 250ºC, 300ºC or 450ºC.
· Hot dip galvanised or stainless steel fans.



casals
WE CONTROL AIR

THREE PHASE RANGE

Code	Model	Max. R.P.M.	Max. Current (A) 230	400	690	O. Pw. kw	Max. A. F. m3/h	Sound dB (A)	Weight Kg	Trd.Price €
300238800	MBRL 250 T2 3/4	2.800	2,43	1,4	-	0,55	2.700	70	33	**593,50**
300238900	MBRL 280 T2 1,5	2.820	5,01	2,9	-	1,1	3.850	72	43	**706,30**
300239000	MBRL 311 T2 3	2.860	8,2	4,7	-	2,2	5.400	76	52	**900,60**
300239100	MBRL 351 T2 4	2.800	12,48	7,21	-	3	7.650	79	80	**1.045,80**
300239200	MBRL 401 T2 5,5	2.840	14,9	8,61	-	4	9.500	82	95	**1.226,70**
300239300	MBRL 402 T2 7,5	2.850	-	11	6,3	5,5	12.000	84	108	**1.299,90**
300239400	MBRL 451 T2 10	2.850	-	14,6	8,4	7,5	13.500	86	124	**1.519,80**
300239500	MBRL 452 T2 15	2.915	-	21,5	12,4	11	17.000	88	160	**1.775,40**
300239600	MBRL 501 T2 20	2.920	-	29	16,7	15	19.000	89	187	**2.127,00**
300239700	MBRL 502 T2 25	2.915	-	34,5	19,9	18,5	24.200	92	196	**2.352,20**
300239800	MBRL 312 T4 1/4	1.360	1,08	0,63	-	0,18	2.700	57	42	**804,60**
300239900	MBRL 352 T4 1/2	1.400	2,1	1,2	-	0,37	3.850	60	65	**928,90**
300240000	MBRL 403 T4 3/4	1.400	2,8	1,6	-	0,55	5.400	64	75	**1.073,20**
300240100	MBRL 453 T4 1	1.400	3,74	2,16	-	0,75	6.850	65	89	**1.221,70**
300240200	MBRL 454 T4 1,5	1.400	4,87	2,81	-	1,1	7.650	67	94	**1.236,10**
300240300	MBRL 503 T4 2	1.420	6,32	3,65	-	1,5	9.500	69	123	**1.462,60**
300240400	MBRL 504 T4 3	1.420	9,2	5,31	-	2,2	10.800	71	129	**1.496,60**
300240500	MBRL 561 T4 4	1.410	11,53	6,66	-	3	13.500	72	141	**1.814,10**
300240600	MBRL 562 T4 5,5	1.440	17,1	9,86	-	4	17.000	74	146	**1.920,20**
300240700	MBRL 631 T4 7,5	1.450	-	13,14	7,3	5,5	19.000	75	190	**2.354,30**
300240800	MBRL 632 T4 10	1.420	-	16,5	9,5	7,5	24.200	78	204	**2.461,10**
300240900	MBRL 711 T4 15	1.430	-	21	12,1	11	27.000	79	315	**3.213,20**
300241000	MBRL 712 T4 20	1.460	-	28,4	16,4	15	34.200	82	326	**3.329,60**
300241100	MBRL 801 T4 25	1.450	-	37	21,3	18,5	38.200	83	402	**4.320,90**
300241200	MBRL 802 T4 30	1.455	-	42,4	24,5	22	47.500	85	418	**4.458,50**
300241300	MBRL 901 T4 50	1.475	-	65,4	37,8	37	54.000	86	630	**6.720,50**
300241400	MBRL 902 T4 60	1.475	-	78,9	45,6	45	68.500	88	650	**7.267,20**
300241500	MBRL 1001 T4 75	1.475	-	94,4	54,5	55	76.500	90	832	**8.381,10**
300241600	MBRL 1002 T4 100	1.485	-	128	73,9	75	95.400	93	941	**9.748,00**
300241700	MBRL 505 T6 1/2	910	2	1,2	-	0,37	6.150	57	115	**1.452,80**
300241800	MBRL 506 T6 3/4	910	3,1	1,8	-	0,55	6.850	59	116	**1.464,50**
300241900	MBRL 563 T6 1	910	4,1	2,4	-	0,75	8.500	60	131	**1.762,40**
300242000	MBRL 564 T6 1,5	908	6	3,5	-	1,1	9.500	62	133	**1.812,40**
300242100	MBRL 633 T6 2	930	7,2	4,2	-	1,5	12.000	66	173	**2.188,40**
300242200	MBRL 634 T6 3	940	9,1	5,3	-	2,2	15.300	68	179	**2.249,90**
300242300	MBRL 713 T6 4	955	12,1	7	-	3	17.000	69	276	**2.791,40**
300242400	MBRL 714 T6 5,5	955	15,7	9,1	-	4	21.600	72	286	**2.858,10**
300242500	MBRL 803 T6 7,5	955	-	12,3	7,1	5,5	24.200	73	330	**3.539,00**
300242600	MBRL 804 T6 10	965	-	15,2	8,7	7,5	30.600	75	368	**3.774,30**
300242700	MBRL 903 T6 15	965	-	22	12,7	11	34.200	76	500	**5.248,70**
300242800	MBRL 904 T6 20	970	-	29	16,7	15	42.500	78	499	**5.576,20**
300242900	MBRL 1003 T6 25	970	-	36	20,8	18,5	47.500	80	697	**6.463,10**
300243000	MBRL 1004 T6 30	975	-	42,5	24,5	22	61.000	82	716	**6.662,40**
300243100	MBRL 1121 T6 40	975	-	56	32,3	30	68.500	83	1071	**9.564,00**
300243200	MBRL 1122 T6 50	975	-	68	39,3	37	85.000	85	1212	**10.303,90**
300243300	MBRL 1251 T6 75	985	-	102	58,9	55	95.400	86	1475	**13.877,50**
300243400	MBRL 1252 T6 100	988	-	134	77,45	75	120.600	88	1596	**16.014,20**
300243500	MBRL 1401 T6 125	988	-	159	93,52	90	135.000	89	2038	**18.973,60**
300243600	MBRL 1402 T6 150	987	-	192	110,9	110	171.000	93	2096	**21.082,60**

NEW

Ancillaries

RFS **ASD** **INT** **PE** **RA** **OI**

EA **EI** **BA** **SIL-C** **SIL-R** **RH**

MZRL CENTRIFUGAL MEDIUM PRESSURE FANS belt driven

GENERAL FEATURES:
Range with 17 sizes from the 250 until the 1600. Air-flow from 5.500 m³/h until 240.000 m³/h. Maximum air working temperature 200ºC in continuous. Static pressures until 390 mmwg.

MANUFACTURING FEATURES:
- Rolled steel sheet housing.
- Fully welded housing.
- Available in 3 construction shapes depending on the impeller periphery speed.
- High efficiency single inlet backward curved impeller, manufactured of rolled steel sheet and epoxy powder finishing.
- The fan as standard will be supplied at "FREE SHAFT", it means without motor, pulleys and belts.
- Epoxy powder coat finishing.

APPLICATIONS:
- Specially designed for duct assembly, are suitable for:
- Cooling of lamps and machines.
- Smoke exhaust.
- Industrial processes.
- Exhausting after filters.
- Clean air and light dusty air transport.

UNDER REQUEST:
- Full equipped fans including: motor, pulleys, belts, belts guard and shaft guard. Fitted over a base plate.
- Flameproof or explosionproof fans with ATEX certificated motors.
- Fan for air working temperatures up to 250ºC, 300ºC or 450ºC.
- Hot dip galvanised or stainless steel fans.

THREE PHASE RANGE

Code	Model	Max. R.P.M.	O. Pw. HP	Max. Air Flow. m3/h	Max. P. SP (mm WG)	Trd. Price €
300243700	MZRL 250	6.000	5,5	5.500	380	**548,10**
300243800	MZRL 280	5.300	7,5	7.000	360	**642,80**
300243900	MZRL 310	4.750	10	9.000	360	**784,90**
300244000	MZRL 350	4.250	15	12.000	390	**906,70**
300244100	MZRL 400	4.000	15	16.000	390	**1.048,80**
300244200	MZRL 450	3.500	20	20.000	390	**1.204,50**
300244300	MZRL 500	3.120	25	26.000	390	**1.427,80**
300244400	MZRL 560	2.800	30	30.000	360	**1.732,30**
300244500	MZRL 630	2.500	40	40.000	360	**2.097,70**
300244600	MZRL 710	2.250	50	50.000	390	**2.547,70**
300244700	MZRL 800	2.000	60	62.000	390	**3.166,80**
300244800	MZRL 900	1.810	75	80.000	390	**4.442,30**
300244900	MZRL 1000	1.600	100	105.000	360	**5.230,60**
300245000	MZRL 1120	1.400	125	120.000	360	**6.756,50**
300245100	MZRL 1250	1.240	150	150.000	360	**8.421,10**
300245200	MZRL 1400	1.110	180	190.000	360	**10.075,60**
300245300	MZRL 1600	1.000	270	240.000	390	**16.930.20**

NOVEDAD-NEW

Ancillaries



RFS ASD INT PE RA OI

EA EI BA SIL-C SIL-R RH

MBRM CENTRIFUGAL MEDIUM PRESSURE FANS

GENERAL FEATURES:
Range with 17 sizes from the 220 until the 1402, provided with three phase 2, 4 and 6 pole motors. Air-flow from 830 m³/h until 85.000 m³/h. Maximum air working temperature 130ºC in continuous. Static pressures until 590 mmwg.

MANUFACTURING FEATURES:
- Rolled steel sheet housing.
- Fully welded housing.
- High efficiency single inlet backward curved impeller, manufactured of rolled steel sheet and epoxy powder finishing.
- Epoxy powder coat finishing.
- Squirrel cage asincronous standard motor, IP-55 protection and rated class F insulation. Standard voltages 230V 50Hz for single phase motors, 230/400V 50Hz for three phase, motors up to 5,5HP and 400/690V 50Hz for higher powers.

APPLICATIONS:
- Specially designed for duct assembly, are suitable for:
- Cooling of lamps and machines.
- Smoke exhaust.
- Industrial processes WITH BIG CHARGES OF DUST OR INCLUDING GRANULES MATERIAL.
- Exhausting after filters.

UNDER REQUEST:
- 60Hz fans and special voltages.
- 2 speed motors.
- Flameproof or explosionproof fans with ATEX certificated motors.
- Fan for air working temperatures up to 250ºC.
- Hot dip galvanised or stainless steel fans.



THREE PHASE RANGE

Code	Model	Max. R.P.M.	Max. Current (A) 230	400	690	O. Pw. kw	Max. A. F. m3/h	Sound dB (A)	Weight Kg	Trd.Price €
300245700	MBRM 220 T2 1/4	2.800	1,4	0,81	-	0,25	830	64	18	**382,70**
300245800	MBRM 251 T2 1/3	2.750	1,34	0,78	-	0,25	1.330	65	24	**420,20**
300245900	MBRM 252 T2 1/2	2.780	1,97	1,14	-	0,37	1.330	67	26	**425,80**
300246000	MBRM 281 T2 3/4	2.800	2,43	1,4	-	0,55	1.900	69	30	**488,10**
300246100	MBRM 282 T2 1	2.810	3,27	1,89	-	0,75	1.900	70	32	**510,10**
300246200	MBRM 311 T2 1,5	2.820	5,01	2,9	-	1,1	2.700	72	41	**556,00**
300246300	MBRM 312 T2 2	2.860	6,61	3,02	-	1,5	2.700	73	44	**578,40**
300246400	MBRM 351 T2 2	2.860	6,61	3,02	-	1,5	3.850	76	66	**702,50**
300246500	MBRM 352 T2 3	2.860	8,2	4,7	-	2,2	3.850	78	69	**744,50**
300246600	MBRM 401 T2 4	2.800	12,48	7,21	-	3	6.150	80	107	**973,50**
300246700	MBRM 402 T2 5,5	2.840	14,9	8,61	-	4	6.150	81	110	**1.023,90**
300246800	MBRM 451 T2 7,5	2.850	-	11	6,3	5,5	8.500	84	150	**1.289,20**
300246900	MBRM 452 T2 10	2.850	-	14,6	8,4	7,5	8.500	85	158	**1.367,00**
300247000	MBRM 501 T2 15	2.915	-	21,5	12,4	11	12.000	89	235	**1.795,40**
300247100	MBRM 502 T2 20	2.920	-	29	16,7	15	12.000	89	247	**1.944,40**
300247200	MBRM 561 T2 25	2.915	-	34,5	19,9	18,5	17.000	91	286	**2.710,40**
300247300	MBRM 562 T2 30	2.940	-	40	23	22	17.000	92	316	**2.980,40**
300247400	MBRM 503 T4 1,5	1.400	4,87	2,81	-	1,1	5.400	68	132	**1.236,10**
300247500	MBRM 504 T4 2	1.420	6,32	3,65	-	1,5	5.400	69	135	**1.255,50**
300247600	MBRM 563 T4 3	1.420	9,2	5,31	-	2,2	7.650	71	140	**1.823,20**
300247700	MBRM 564 T4 4	1.410	11,53	6,66	-	3	7.650	72	144	**1.858,50**
300247800	MBRM 631 T4 5,5	1.440	17,1	9,86	-	4	12.000	75	178	**2.370,30**
300247900	MBRM 632 T4 7,5	1.450	-	13,14	7,3	5,5	12.000	78	191	**2.467,70**
300248000	MBRM 711 T4 10	1.420	-	16,5	9,5	7,5	17.000	79	285	**3.172,90**
300248100	MBRM 712 T4 15	1.430	-	21	12,1	11	17.000	81	308	**3.518,40**
300248200	MBRM 801 T4 20	1.460	-	28,4	16,4	15	24.200	83	400	**4.086,60**
300248300	MBRM 802 T4 25	1.450	-	37	21,3	18,5	24.200	84	430	**4.516,80**
300248400	MBRM 901 T4 40	1.465	-	54,8	31,6	30	34.200	86	580	**6.047,80**
300248500	MBRM 902 T4 50	1.475	-	65,4	37,8	37	34.200	87	620	**6.708,10**
300248600	MBRM 1001 T4 60	1.475	-	78,9	45,6	45	47.500	90	760	**7.898,90**
300248700	MBRM 1002 T4 75	1.475	-	94,4	54,5	55	47.500	91	830	**8.606,50**
300248800	MBRM 1121 T4 100	1.485	-	128	73,9	75	68.500	93	1220	**10.024,10**
300248900	MBRM 1122 T4 125	2.975	-	161	76,3	90	68.500	94	1257	**11.057,10**
300249000	MBRM 803 T6 5,5	955	15,7	9,1	-	4	15.300	73	330	**3.597,70**
300249100	MBRM 804 T6 7,5	955	-	12,3	7,1	5,5	15.300	74	340	**3.706,00**
300249200	MBRM 903 T6 10	965	-	15,2	8,7	7,5	21.600	76	465	**4.884,30**
300249300	MBRM 904 T6 15	965	-	22	12,7	11	21.600	77	495	**5.181,80**
300249400	MBRM 1003 T6 20	970	-	29	16,7	15	30.600	79	652	**6.145,30**
300249500	MBRM 1004 T6 25	970	-	36	20,8	18,5	30.600	80	679	**6.617,50**
300249600	MBRM 1123 T6 30	975	-	42,5	24,5	22	42.500	82	995	**6.824,20**
300249700	MBRM 1124 T6 40	975	-	56	32,3	30	42.500	83	1043	**8.046,40**
300249800	MBRM 1251 T6 50	975	-	68	39,3	37	61.000	86	1330	**11.943,20**
300249900	MBRM 1252 T6 60	985	-	84	48,5	45	61.000	87	1405	**12.934,60**
300250000	MBRM 1401 T6 75	985	-	102	58,9	55	85.000	88	1850	**15.495,60**
300250100	MBRM 1402 T6 100	988	-	134	77,45	75	85.000	91	1970	**17.711,40**

NOVEDAD-NEW

Ancillaries

RFS ASD INT PE RA OI

EA EI BA SIL-C SIL-R RH

MZRM CENTRIFUGAL MEDIUM PRESSURE FANS belt driven

GENERAL FEATURES:
Range with 17 sizes from the 250 until the 1600. Air-flow from 3.000 m³/h until 130.000 m³/h. Maximum air working temperature 200ºC in continuous. Static pressures until 495 mmwg.

MANUFACTURING FEATURES:
- Rolled steel sheet housing.
- Fully welded housing.
- High efficiency single inlet backward curved impeller, manufactured of rolled steel sheet and epoxy powder finishing.
- The fan as standard will be supplied at "FREE SHAFT", it means without motor, pulleys and belts.
- Epoxy powder coat finishing.

APPLICATIONS:
- Specially designed for duct assembly, are suitable for:
- Cooling of lamps and machines.
- Smoke exhaust.
- Industrial processes WITH BIG CHARGES OF DUST OR INCLUDING GRANULES MATERIAL.
- Exhausting after filters.

UNDER REQUEST:
- Full equipped fans including: motor, pulleys, belts, belts guard and shaft guard. Fitted over a base plate.
- Flameproof or explosion proof fans with ATEX certificated motors.
- Fan for air working temperatures up to 250ºC.
- Hot dip galvanised or stainless steel fans.

THREE PHASE RANGE

NOVEDAD NEW

Code	Model	Max. R.P.M.	O. Pw. HP	Max. Air Flow. m3/h	Max. P. SP (mm WG)	Trd. Price €
300250200	MZRM 250	6.300	5,5	3.000	495	**339,70**
300250300	MZRM 280	5.600	5,5	3.800	495	**401,80**
300250400	MZRM 310	5.000	7,5	5.000	495	**444,30**
300250500	MZRM 350	4.500	10	6.000	495	**568,40**
300250600	MZRM 400	3.550	10	7.500	395	**764,40**
300250700	MZRM 450	3.150	15	9.600	395	**953,90**
300250800	MZRM 500	2.800	15	12.000	395	**1.117,20**
300250900	MZRM 560	2.500	20	15.000	395	**1.649,70**
300251000	MZRM 630	2.250	20	20.000	395	**2.051,50**
300251100	MZRM 710	2.000	30	25.000	395	**2.646,00**
300251200	MZRM 800	1.800	40	32.500	395	**3.093,50**
300251300	MZRM 900	1.600	60	42.000	445	**4.027,80**
300251400	MZRM 1000	1.400	75	52.500	420	**4.651,70**
300251500	MZRM 1120	1.250	100	69.000	415	**6.190,30**
300251600	MARM 1250	1.120	100	85.000	415	**7.781,20**
300251700	MZRM 1400	1.000	150	105.000	415	**9.234,90**
300251800	MZRM 1600	900	180	130.000	420	**15.575,50**

Ancillaries



RFS **ASD** **INT** **PE** **RA** **OI**

EA **EI** **BA** **SIL-C** **SIL-R** **RH**

MBRU CENTRIFUGAL MEDIUM PRESSURE FANS

GENERAL FEATURES:
Range with 16 sizes from the 250 until the 1402, provided with three phase 2, 4 and 6 pole motors. Air-flow from 830 m³/h until 85.000 m³/h. Maximum air working temperature 130ºC in continuous. Static pressures until 650 mmwg.

MANUFACTURING FEATURES:
- Rolled steel sheet housing.
- Fully welded housing.
- High efficiency single inlet backward curved impeller, manufactured of rolled steel sheet and epoxy powder finishing.
- Epoxy powder coat finishing.
- Squirrel cage asincronous standard motor, IP-55 protection and rated class F insulation. Standard voltages 230V 50Hz for single phase motors, 230/400V 50Hz for three phase, motors up to 5,5HP and 400/690V 50Hz for higher powers.

APPLICATIONS:
- Specially designed for duct assembly, are suitable for:
- Cooling of lamps and machines.
- Smoke exhaust.
- Industrial processes WITH BIG CHARGES OF DUST OR INCLUDING GRANULES MATERIAL.
- Exhausting after filters.

UNDER REQUEST:
- 60Hz fans and special voltages.
- 2 speed motors.
- Flameproof or explosionproof fans with ATEX certificated motors.
- Fan for air working temperatures up to 250ºC.
- Hot dip galvanised or stainless steel fans.

THREE PHASE RANGE

Code	Model	Max. R.P.M.	Max. Current (A) 230	400	690	O. Pw. kw	Max. A. F. m3/h	Sound dB (A)	Weight Kg	Trd.Price €
300251900	MBRU 250 T2 1/2	2.800	1,9	1,1	-	0,37	1.330	61	25	**465,00**
300252000	MBRU 280 T2 3/4	2.800	2,43	1,4	-	0,55	1.400	64	30	**537,10**
300252100	MBRU 310 T2 1,5	2.820	5,01	2,9	-	1,1	2.700	68	40	**608,30**
300252200	MBRU 350 T2 3	2.860	8,2	4,7	-	2,2	3.850	71	67	**810,00**
300252300	MBRU 400 T2 5,5	2.840	14,9	8,61	-	4	5.400	75	105	**1.115,30**
300252400	MBRU 450 T2 10	2.850	-	14,6	8,4	7,5	7.650	78	150	**1.484,60**
300252500	MBRU 501 T2 15	2.915	-	21,5	12,4	11	10.800	82	230	**1.929,40**
300252600	MBRU 561 T2 20	2.920	-	29	16,7	15	13.500	84	282	**2.676,20**
300252700	MBRU 562 T2 25	2.915	-	34,5	19,9	18,5	15.300	85	292	**2.909,70**
300252800	MBRU 631 T2 40	2.935	-	56	32,3	30	19.000	88	380	**4.078,40**
300252900	MBRU 632 T2 50	2.935	-	68,5	39,5	37	21.600	89	390	**4.194,20**
300253000	MBRU 502 T4 1,5	1.400	4,87	2,81	-	1,1	5.400	63	128	**1.370,00**
300253100	MBRU 563 T4 3	1.420	9,2	5,31	-	2,2	7.650	67	138	**2.022,50**
300253200	MBRU 633 T4 5,5	1.440	17,1	9,86	-	4	10.800	71	175	**2.615,30**
300253300	MBRU 711 T4 7,5	1.450	-	13,14	7.3	5,5	13.500	73	270	**3.382,30**
300253400	MBRU 712 T4 10	1.420	-	16,5	9.5	7,5	15.300	74	281	**3.493,00**
300253500	MBRU 801 T4 15	1.430	-	21	12,1	11	19.000	77	327	**4.462,40**
300253600	MBRU 802 T4 20	1.460	-	28,4	16,4	15	21.600	78	397	**4.583,10**
300253700	MBRU 901 T4 25	1.450	-	37	21,3	18,5	27.000	80	416	**6.374,60**
300253800	MBRU 902 T4 40	1.465	-	54,8	31,6	30	30.600	81	671	**6.691,30**
300253900	MBRU 1001 T4 50	1.475	-	65,4	37,8	37	38.200	84	749	**8.076,80**
300254000	MBRU 1002 T4 60	1.475	-	78,9	45,6	45	42.500	85	759	**8.643,70**
300254100	MBRU 1121 T4 75	1.475	-	94,4	54,5	55	54.000	87	1140	**11.134,90**
300254200	MBRU 1122 T4 100	1.485	-	128	73,9	75	61.800	88	1212	**12.552,50**
300254300	MBRU 1251 T4 125	2.975	-	161	76,3	90	76.500	91	1470	**15.431,20**
300254400	MBRU 1252 T4 180	2.980	-	227	131,2	132	85.000	92	1530	**20.042,00**
300254500	MBRU 803 T6 5,5	955	15,7	9,1	-	4	15.300	67	337	**4.094,30**
300254600	MBRU 903 T6 10	965	-	15,2	8,7	7,5	21.600	70	486	**5.527,80**
300254700	MBRU 1003 T6 15	965	-	22	12,7	11	27.000	74	612	**6.550,50**
300254800	MBRU 1004 T6 20	970	-	29	16,7	15	30.600	75	642	**6.890,10**
300254900	MBRU 1123 T6 25	970	-	36	20,8	18,5	38.200	77	967	**9.145,90**
300255000	MBRU 1124 T6 30	975	-	42,5	24,5	22	42.500	78	987	**9.352,60**
300255100	MBRU 1253 T6 40	975	-	56	32,3	30	54.000	80	1220	**12.420,50**
300255200	MBRU 1254 T6 50	975	-	68	39,3	37	61.800	81	1316	**13.187,80**
300255300	MBRU 1401 T6 60	985	-	84	48,5	45	76.500	83	1834	**15.864,80**
300255400	MBRU 1402 T6 100	988	-	134	77,45	75	85.000	84	1954	**19.188,00**

NOVEDAD NEW

Ancillaries

RFS ASD INT PE RA OI EA EI BA SIL-C SIL-R RH

MZRU CENTRIFUGAL MEDIUM PRESSURE FANS belt driven

GENERAL FEATURES:
Range with 17 sizes from the 250 until the 1600. Air-flow from 5.500 m³/h until 160.000 m³/h. Maximum air working temperature 200ºC in continuous. Static pressures until 700 mmwg.

MANUFACTURING FEATURES:
- Rolled steel sheet housing.
- Fully welded housing.
- High efficiency single inlet backward curved impeller, manufactured of rolled steel sheet and epoxy powder finishing.
- The fan as standard will be supplied at "FREE SHAFT", it means without motor, pulleys and belts.
- Epoxy powder coat finishing.

APPLICATIONS:
- Specially designed for duct assembly, are suitable for:
- Cooling of lamps and machines.
- Smoke exhaust.
- Industrial processes WITH BIG CHARGES OF DUST OR INCLUDING GRANULES MATERIAL.
- Exhausting after filters.

UNDER REQUEST:
- Full equipped fans including: motor, pulleys, belts, belts guard and shaft guard. Fitted over a base plate.
- Flameproof or explosionproof fans with ATEX certificated motors.
- Fan for air working temperatures up to 250ºC.
- Hot dip galvanised or stainless steel fans.

THREE PHASE RANGE

Code	Model	Max. R.P.M.	O. Pw. HP	Max. Air Flow. m3/h	Max. P. SP (mm WG)	Trd. Price
300255500	MZRU 250	5.000	3	2.500	285	**378,90**
300255600	MZRU 280	4.750	4	3.500	350	**450,80**
300255700	MZRU 310	4.500	5,5	4.250	375	**496,50**
300255800	MZRU 350	4.200	10	6.500	400	**633,70**
300255900	MZRU 400	3.900	15	8.500	450	**855,90**
300256000	MZRU 450	3.660	20	12.000	500	**1.071,50**
300256100	MZRU 500	3.400	30	15.000	550	**1.251,10**
300256200	MZRU 560	3.150	40	21.000	570	**1.848,90**
300256300	MZRU 630	2.950	50	25.000	650	**2.296,50**
300256400	MZRU 710	2.600	75	35.000	700	**2.966,10**
300256500	MZRU 800	2.300	75	42.000	650	**3.590,10**
300256600	MZRU 900	2.000	100	50.000	600	**4.671,30**
300256700	MZRU 1000	1.800	125	65.000	600	**5.396,50**
300256800	MZRU 1120	1.600	150	80.000	600	**7.180,10**
300256900	MZRU 1250	1.400	180	95.000	580	**9.025,80**
300257000	MZRU 1400	1.250	220	120.000	580	**10.711,40**
300257100	MZRU 1600	1.120	270	160.000	600	**18.851,90**

NOVEDAD-NEW

Ancillaries

RFS ASD INT PE RA OI

EA EI BA SIL-C SIL-R RH

MBRH CENTRIFUGAL MEDIUM PRESSURE FANS Direct Driven (Plug Fans)

GENERAL FEATURES:
Range with 8 sizes from the 403 until the 901 , provided with three phase 4 and 6 pole motors. Air-flow from 5.400 m³/h until 68.500 m³/h. Maximum air working temperature 250ºC in continuous. Static pressures until 280 mmwg.

MANUFACTURING FEATURES:
- The fan include high efficiency single inlet backward curved impeller + insulated wall + wall support + cooling wheel + motor.
- Insulated thickness and wall support fully welded and adapted to the customer needs.
- Special coat finishing for high temperature applications.
- Squirrel cage asincronous standard motor, IP-55 protection and rated class F insulation. Standard voltages 230V 50Hz for single phase motors, 230/400V 50Hz for three phase, motors up to 5,5HP and 400/690V 50Hz for higher powers.

APPLICATIONS:
Specially designed for assuring the correct air distribution in ovens, kilns or dryers.

UNDER REQUEST:
- 60Hz fans and special voltages.
- 2 speed motors.
- Fan for high temperatures.
- Stainless steel fans.

THREE PHASE RANGE

Code	Model	Max. R.P.M.	Max. Current (A) 230	400	690	O. Pw. kw	Max. A. F. m3/h	Sound dB (A)	Weight Kg	Trd.Price €
300257200	MBRH 403 T4 1	1.360	3,74	2,16	-	0,75	5.400	67	**1.789,10**
300257300	MBRH 452 T4 1,5	1.400	4,87	2,81	-	1,1	7.650	70	**2.162,90**
300257400	MBRH 454 T4 2	1.400	6,32	3,65	-	1,5	8.500	73	**2.185,10**
300257500	MBRH 504 T4 3	1.400	9,2	5,31	-	2,2	10.800	75	**2.421,10**
300257600	MBRH 561 T4 4	1.400	11,53	6,66	-	3	13.500	77	**2.650,70**
300257700	MBRH 562 T4 5,5	1.420	17,1	9,86	-	4	17.000	79	**2.700,20**
300257800	MBRH 631 T4 7,5	1.420	-	13,14	7,3	5,5	19.000	80	**3.136,70**
300257900	MBRH 713 T4 10	1.410	-	16,5	9,5	7,5	24.200	82	**3.570,20**
300258000	MBRH 711 T4 15	1.440	-	21	12,1	11	27.000	84	**3.813,30**
300258100	MBRH 711 T4 20	1.450	-	28,4	16,4	15	34.200	85	**3.994,20**
300258200	MBRH 801 T4 25	1.420	-	35,2	20,35	18,5	38.200	86	**4.741,10**
300258300	MBRH 802 T4 30	1.430	-	42,4	24,5	22	47.500	88	**4.957,40**
300258400	MBRH 901 T4 40	1.460	-	54,8	31,68	30	50.000	90	**6.521,70**
300258500	MBRH 901 T4 50	1.460	-	65,4	37,8	37	54.000	92	**7.576,30**
300258600	MBRH 901 T4 60	1.460	-	78,9	45,6	40	68.500	94	**8.122,90**
300258700	MBRH 403 T6 1/2	910	2	1,2	-	0,37	4.500	63	**1.797,40**
300258800	MBRH 454 T6 1	908	4,1	2,4	-	0,75	5.300	66	**2.194,30**
300258900	MBRH 503 T6 1,5	930	6	3,5	-	1,1	6.200	67	**2.427,50**
300259000	MBRH 634 T6 3	940	9,1	5,3	-	2,2	13.500	70	**3.072,80**
300259100	MBRH 713 T6 4	955	12,1	7	-	3	17.000	73	**3.523,10**
300259200	MBRH 714 T6 5,5	955	15,7	9,1	-	4	21.600	76	**3.569,70**
300259300	MBRH 803 T6 10	955	-	15,2	8,7	7,5	27.000	78	**4.356,50**
300259400	MBRH 804 T6 15	965	-	22,9	12,7	11	30.600	81	**4.576,60**

MOVED TO NEW

Ancillaries

RFS

ASD

INT

EA

MZRH CENTRIFUGAL MEDIUM PRESSURE FANS belt driven (Plug Fans)

GENERAL FEATURES:
Range with 8 sizes from the 400 until the 900. Air-flow from 2.700 m³/h until 62.000 m³/h. Maximum air working temperature 300ºC in continuous. Static pressures until 430 mmwg.

APPLICATIONS:
Specially designed for assuring the correct air distribution in ovens, kilns or dryers.

MANUFACTURING FEATURES:
- The fan include high efficiency single inlet backward curved impeller + insulated wall + wall support + cooling wheel + motor + pulleys + belts + blets and shaft guard.
- Insulated thickness and wall support fully welded and adapted to the customer needs.
- Special coat finishing for high temperature applications.
- Squirrel cage asincronous standard motor, IP-55 protection and rated class F insulation. Standard voltages 230V 50Hz for single phase motors, 230/400V 50Hz for three phase, motors up to 5,5HP and 400/690V 50Hz for higher powers.

UNDER REQUEST:
- 60Hz fans and special voltages.
- 2 speed motors.
- Fan for high temperatures.
- Stainless steel fans.

THREE PHASE RANGE

NOVEDAD - NEW

Code	Model	Max. R.P.M.	O. Pw. HP	Max. Air Flow. m3/h	Max. P. SP (mm WG)	Trd. Price €
300259500	MZRH 400	3.760	15	12.000	380	**3.729,00**
300259600	MZRH 450	3.360	20	18.000	380	**4.500,00**
300259700	MZRH 500	3.000	25	20.000	390	**4.950,00**
300259800	MZRH 560	2.660	30	27.000	390	**5.400,00**
300259900	MZRH 630	2.370	40	38.000	430	**6.189,00**
300260000	MZRH 710	2.130	50	45.000	370	**6.957,00**
300260100	MZRH 800	1.900	60	60.000	370	**8.064,00**
300260200	MZRH 900	1.700	75	80.000	370	**10.980,00**

Ancillaries

RFS

ASD

INT

EA

MBP PP (polipropileno) ANTICORROSIVE CENTRIFUGAL FANS

GENERAL FEATURES:
Range with 10 sizes from the 20 until the 42 , provided with three phase 2, 4 and 6 pole motors. Air-flow from 100 m³/h until 10.000 m³/h. Maximum air working temperature 50ºC in continuous. Static pressures until 160 mmwg.

MANUFACTURING FEATURES:
- Plastic polipropilene (PP) housing.
- Single inlet forward curved impeller made of plastic polipropilene (PP) for the models MBPA and MBPB, the modelo MBP is fitted with a backward curved impeller.
- Motor support made of rolled steel sheet epoxy powder finishing.
- Squirrel cage asincronous standard motor, IP-55 protection and rated class F insulation. Standard voltages 230/400V 50Hz for three phase, motors up to 5,5HP and 400/690V 50Hz for higher powers.

APPLICATIONS:
- Specially designed for duct assembly, are suitable for:
- Corrosive air exhausting.
- Chemistry and petrochemistry industries.
- Laboratories and gazes cabinets.

UNDER REQUEST:
- 60Hz fans and special voltages.
- 2 speed motors.
- Flame proof or explosion proof motors ATEX certificated.

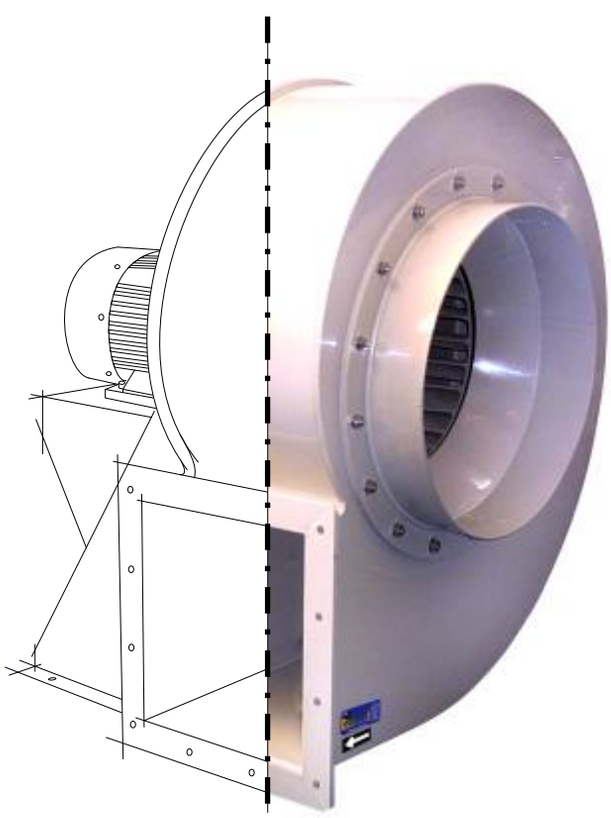

MBP - THREE PHASE RANGE

Code	Model	Max. R.P.M.	Max. Current (A) 230	400	O. Power Kw	Max. Air Flow m3/h	Sound dB (A)	Weight Kg	Trd.Price €
243200170	MBP 20 T2 1/4	2750	0.9	0.6	0.18	1100	62	10	**530,40**
243250170	MBP 25 T2 1/2	2850	2.1	1.2	0.37	2500	71	12	**634,10**
243260170	MBP 25 T4 1/6	1360	0.74	0.43	0.12	1000	54	10	**647,50**
243310170	MBP 31 T2 2	2860	5.3	3.4	1.5	4500	79	31	**1.196,30**
243320170	MBP 31 T4 1/3	1400	1.4	0.81	0.25	2100	59	23	**1.040,30**
243350170	MBP 35 T2 3	2870	6.9	4	2.2	7000	80	38	**1.291,70**
243360170	MBP 35 T4 1/2	1400	2.1	1.2	0.37	3000	61	28	**1.025,00**
243400170	MBP 40 T4 3/4	1410	2.45	1.42	0.55	4750	69	38	**1.245,80**
243410170	MBP 40 T6 1/3	920	1.4	0.81	0.25	3250	56	34	**1.368,70**
243450170	MBP 45 T4 1,5	1410	4.65	2.69	1.1	6000	70	46	**1.742,60**
243460170	MBP 45 T6.1/2	920	2.1	1.2	0.37	4250	59	37	**1.516,80**

MBPA - THREE PHASE RANGE

Code	Model	Max. R.P.M.	Max. Current (A) 230	400	O. Power Kw	Max. Air Flow m3/h	Sound dB (A)	Weight Kg	Trd.Price €
300260400	MBPA 20 T2 1	2810	3.27	1.89	0.75	800	67	11	**549,30**
300260500	MBPA 20 T4 1/4	1360	1.08	0.63	0.18	400	60	9	**514,20**
300260600	MBPA 25 T2 2	2860	6.61	3.02	1.5	1600	72	17	**722,40**
300260700	MBPA 25 T4 1/3	1345	1.4	0.81	0.25	800	63	10	**652,50**

NOVEDAD-NEW

MBPB - THREE PHASE RANGE

Code	Model	Max. R.P.M.	Max. Current (A) 230	400	690	O. Pw. kw	Max. A. F. m3/h	Sound dB (A)	Weight Kg	Trd.Price €
300260800	MBPB 14 T2 1/7	2.780	0,55	0,32	-	0,09	100	56	4.5	**376,80**
300260900	MBPB 14 T4 1/10	1.450	0,7	0,4	-	0,06	250	45	4.5	**376,40**
300261000	MBPB 20 T2 1,5	2.820	5,01	2,9	-	1,1	1600	70	27	**513,10**
300261100	MBPB 20 T4 1/4	1.360	1,08	0,63	-	0,18	950	57	15	**464,40**
300261200	MBPB 20 T6 1/7	860	1,02	0,59	-	0,12	500	45	15	**506,80**
300261300	MBPB 23 T4 3/4	1.350	2,45	1,42	-	0,55	2.000	66	27	**733,40**
300261400	MBPB 23 T6 1/4	850	1,2	0,7	-	0,18	1.300	60	23	**711,40**
300261500	MBPB 24 T2 3	2.860	8,26	4,7	-	2,2	2.500	71	26	**838,60**
300261600	MBPB 24 T4 3/4	1.410	2,45	1,42	-	0,55	2.200	65	27	**749,00**
300261700	MBPB 24 T6 1/4	850	1,2	0,7	-	0,18	1.500	59	23	**745,60**
300261800	MBPB 25 T2 3	2.860	8,26	4,7	-	2,2	2.900	72	26	**838,60**
300261900	MBPB 25 T4 3/4	1.410	2,45	1,42	-	0,55	2.200	66	15	**749,00**
300262000	MBPB 25 T6 1/4	850	1,2	0,7	-	0,18	1.500	60	13	**745,60**
300262100	MBPB 30 T4 1	1.400	3,74	2,16	-	0,75	2.500	65	26	**1.172,60**
300262200	MBPB 30 T4 1,5	1.400	4,87	2,81	-	1,1	4.000	65	29	**1.192,40**
300262300	MBPB 30 T6 1/2	940	2,23	1,29	-	0,37	2.500	60	25	**1.179,10**
300262400	MBPB 35 T4 3	1.420	9,2	5,31	-	2,2	4.000	70	46	**1.584,90**
300262500	MBPB 35 T4 4	1.410	11,53	6,66	-	3	6.000	70	48	**1.616,60**
300262600	MBPB 35 T6 1,5	908	6	3,5	-	1,1	4.000	65	42	**1.590,20**
300262700	MBPB 42 T4 7,5	1.450	-	13,14	7,3	5,5	8.000	78	88	**2.382,50**
300262800	MBPB 42 T4 10	1.420	-	16,5	9,5	7,5	10.000	78	102	**2.508,30**
300262900	MBPB 42 T6 4	955	12,1	7	-	3	7.000	72	88	**2.495,10**

Ancillaries

RFS

ASD

INT

PE

HIGH PRESSURE FANS

casals
WE CONTROL AIR

SOP CENTRIFUGAL AIR PUMPS FANS

GENERAL FEATURES:
Range with 7 sizes from the 2 until the 8, provided with three phase 2 pole motors. Air-flow from 600 m³/h until 800 m³/h. Static pressures fom 200 mmwg until 1.300 mmwg.
·His main characteristic is to give a high pressure with low air flow and LOW NOISE LEVEL.

APPLICATIONS:
· Specially designed for duct assembly, are suitable for:
· Automatic iron machinery.
· Air injection in burners, ovens, Jacuzzis…

MANUFACTURING FEATURES:
· "Multi stage" fan which adding several stages to the first stage allow us to give high pressure with constat air flow.
· Fully made in ALUMINIUM becomes a SPARK PROOF FAN.
· Special High efficiency impellers made of aluminium which for his exclusive design are supplying a high pressure with a VERY LOW NOISE LEVEL.
· Sealed join between stages.
· Only the LG position and particulary the LG-0, 90, 180 and 270 are available.
· Squirrel cage asincronous standard motor, IP-55 protection and rated class F insulation. Standard voltages 230/400V 50Hz, motors up to 5,5HP and 400/690V 50Hz for higher powers.

UNDER REQUEST:
· 60Hz fans and special voltages.
· Drain hole.
· Fan suport epoxy powder finishing.
· Flame proof or explosion proof ATEX certificated motors.

THREE PHASE RANGE

Code	Model	Max. Air Flow. m3/h	Max. P. SP (mm WG)	Sound dB (A)	Trd. Price € with Base	Trd. Price € without Base
300263000	SOP 2 T2 1	600	350	65	**1.648,70**	**1.434,00**
300263100	SOP 3 T2 1,5	650	500	68	**1.892,90**	**1.678,20**
300263200	SOP 4 T2 2	700	725	71	**2.127,20**	**1.912,50**
300263300	SOP 5 T2 3	700	975	75	**2.399,30**	**2.184,60**
300263400	SOP 6 T2 4	725	1.250	78	**2.831,60**	**2.616,90**
300263500	SOP 7 T2 5,5	800	1.500	80	**3.247,40**	**3.032,70**
300263600	SOP 8 T2 7,5	800	1.750	82	**3.691,40**	**3.476,70**

NOVEDAD-NEW

Ancillaries

RFS ASD INT PE

casals
WE CONTROL AIR

AA CENTRIFUGAL HIGH PRESSURE FANS

GENERAL FEATURES:
Range with 8 sizes from the 47 until the 60/7, provided with three phase 2 pole motors. Air-flow from 450 m³/h until 1.700 m³/h. Static pressures until 950 mmwg. Maximum air working temperature 130ºC.

APPLICATIONS:
- Specially designed for duct assembly, are suitable for:
- Automatic iron machinery.
- Air injection in burners, ovens, Jacuzzis…
- Smoke exhaust.
- Industrial processes.
- Clean air and light dusty air transport.

MANUFACTURING FEATURES:
- Rolled steel sheet housing.
- Fully welded housing.
- High efficiency single inlet backward curved impeller, manufactured of CAST ALUMINIUM.
- Epoxy powder coat finishing.
- Squirrel cage asincronous standard motor, IP-55 protection and rated class F insulation. Standard voltages 230/400V 50Hz, motors up to 5,5HP and 400/690V 50Hz for higher powers.

UNDER REQUEST:
- 60Hz fans and special voltages.
- 2 speed motors.
- Flame proof or explosion proof ATEX certificated motors.
- Fan parts made of steel sheet could be manufactured hot dip galvanised or stainless steel.

THREE PHASE RANGE

Code	Model	Max. R.P.M.	Max. Current (A) 230	400	690	O. Pw. kw	Max. A. F. m3/h	Sound dB (A)	Weight Kg	Trd.Price €
255140160	AA 47 T2 3/4	2.800	2,43	1,4	-	0,55	450	70	41,5	**781,00**
255170160	AA 47 T2 1,5	2.820	5,01	2,9	-	1,1	790	73	49,5	**839,80**
255250160	AA 53 T2 1,5	2.820	5,01	2,9	-	1,1	600	72	55,5	**920,50**
255280160	AA 53 T2 3	2.860	8,2	4,7	-	2,2	1.300	73	67	**988,80**
255350161	AA 59 T2 2	2.860	6,61	3,02	-	1,5	550	73	69	**1.058,20**
255350160	AA 59 T2 3	2.860	8,26	4,78	-	2,2	900	74	70	**1.104,10**
255430160	AA 66 T2 3	2.860	8,26	4,78	-	2,2	475	75	82	**1.248,40**
255440160	AA 66 T2 4	2.880	12,6	7,3	-	3	790	78	89	**1.294,30**
255490160	AA 70 T2 5,5	2.840	14,9	8,61	-	4	1.000	80	103,5	**1.417,90**
255500160	AA 70 T2 7,5	2.850	-	11	6,3	5,5	1.500	80	118,5	**1.564,30**
255510160	AA 70 T2 10	2.850	-	14,6	8,4	7,5	1.700	82	125	**1.717,10**

Ancillaries

RFS **ASD** **INT** **PE** **RA** **OI**

EA **EI** **BA** **SIL-C** **SIL-R** **RH**

HIGH PRESSURE FANS

casals
WE CONTROL AIR

AA CENTRIFUGAL HIGH PRESSURE FANS

GENERAL FEATURES:
Range with 8 sizes from the 47 until the 60/7, provided with three phase 2 pole motors. Air-flow from 2.600 m³/h until 5.600 m³/h. Static pressures until 950 mmwg. Maximum air working temperature 130ºC.

APPLICATIONS:
- Specially designed for duct assembly, are suitable for:
- Automatic iron machinery.
- Air injection in burners, ovens, Jacuzzis…
- Smoke exhaust.
- Industrial processes.
- Clean air and light dusty air transport.

MANUFACTURING FEATURES:
- Rolled steel sheet housing.
- Fully welded housing.
- High efficiency single inlet backward curved impeller, manufactured of CAST ALUMINIUM.
- Epoxy powder coat finishing.
- Squirrel cage asincronous standard motor, IP-55 protection and rated class F insulation. Standard voltages 230/400V 50Hz, motors up to 5,5HP and 400/690V 50Hz for higher powers.

UNDER REQUEST:
- 60Hz fans and special voltages.
- 2 speed motors.
- Flame proof or explosion proof ATEX certificated motors.
- Fan parts made of steel sheet could be manufactured hot dip galvanised or stainless steel.

THREE PHASE RANGE

Code	Model	Max. R.P.M.	Max. Current (A) 230	400	690	O. Pw. kw	Max. A. F. m3/h	Sound dB (A)	Weight Kg	Trd.Price €
255120106	AA 45/5 T2 3	2.860	8,26	4,7	-	2.2	2.600	86	62,5	**1.029,80**
255120120	AA 45/5 T2 4	2.840	13,2	7,59	-	3	3.600	90	69,5	**1.080,60**
255150106	AA 50/5 T2 5,5	2.840	14,9	8,61	-	4	3.600	91	79	**1.309,00**
255150120	AA 50/5 T2 7,5	2.850	-	11	6,3	5.5	4.800	91	92	**1.496,10**
255520106	AA 60/7 T2 10	2.850	-	14,6	8,4	7.5	3.650	95	108	**2.032,40**
255520120	AA 60/7 T2 15	2.915	-	21,5	12,4	11	5.600	98	141	**2.389,10**

Ancillaries

RFS **ASD** **INT** **PE** **RA** **OI**

EA **EI** **BA** **SIL-C** **SIL-R** **RH**

casals
WE CONTROL AIR

AAMAR CENTRIFUGAL HIGH PRESSURE FANS

GENERAL FEATURES:
Range with 8 sizes from the 310 until the 713, provided with three phase 2 pole motors. Airflow from 1.400 m³/h until 18.000 m³/h. Static pressures until 920 mmwg. Maximum air working temperature 130ºC·

MANUFACTURING FEATURES:
· Rolled steel sheet housing.
· Direct join or welded housing.
· High efficiency single inlet backward curved impeller, manufactured of rolled steel sheet.
· Epoxy powder coat finishing.
· Squirrel cage asincronous standard motor, IP-55 protection and rated class F insulation. Standard voltages 230/400V 50Hz, motors up to 5,5HP and 400/690V 50Hz for higher powers.
· The main difference between the AAMAR and the AAMAR-S is the AAMAR-S noise level is much lowest than the AAMAR noise level.

APPLICATIONS:
· Specially designed for duct assembly, are suitable for:
· Automatic iron machinery.
· Air injection in burners, ovens…
· Smoke exhaust.
· Industrial processes.
· Clean air and light dusty air transport.

UNDER REQUEST:
· 60Hz fans and special voltages.
· 2 speed motors.
· Flame proof or explosion proof ATEX certificated motors.
· Stainless steel or hot dip galvanised fans.

THREE PHASE RANGE

NUEVO NEW

Code	Model	Max. R.P.M.	Max. Current (A) 230	400	690	O. Pw. kw	Max. A. F. m3/h	Sound dB (A)	Weight Kg	Trd.Price €
300263700	AAMAR 310 T2 3/4	2.800	2,43	1,4	-	0,55	1.400	66	29	**690,60**
300263800	AAMAR 350 T2 1,5	2.820	5,01	2,9	-	1,1	2.100	70	36	**814,10**
300263900	AAMAR 400 T2 2	2.860	6,61	3,02	-	1,5	2.950	73	44	**869,10**
300264000	AAMAR 450 T2 4	2.880	12,6	7,3	-	3	4.200	76	52	**1.032,30**
300264100	AAMAR 501 T2 5,5	2.840	14,9	8,61	-	4	4.500	77	115	**1.175,90**
300264200	AAMAR 502 T2 7,5	2.850	-	11	6,3	5,5	6.400	78	120	**1.251,90**
300264300	AAMAR 571 T2 10	2.850	-	14,6	8,4	7,5	5.000	82	205	**1.425,30**
300264400	AAMAR 572 T2 15	2.915	-	21,5	12,4	11	9.100	83	210	**1.690,30**
300264500	AAMAR 631 T2 15	2.910	-	21,5	12,4	11	4.500	85	250	**1.920,20**
300264600	AAMAR 632 T2 20	2.920	-	29	16,7	15	12.800	86	270	**2.069,20**
300264700	AAMAR 711 T2 25	2.915	-	34,5	19,9	18,5	6.000	87	355	**2.759,40**
300264800	AAMAR 712 T2 30	2.940	-	40	23	22	9.000	88	360	**3.029,40**
300264900	AAMAR 713 T2 40	2.935	-	56	32,3	30	18.000	89	375	**3.480,60**

Ancillaries

RFS **ASD** **INT** **PE** **RA** **OI**

EA **EI** **BA** **SIL-C** **SIL-R** **RH**

HIGH PRESSURE FANS

casals
WE CONTROL AIR

AAMAR/S CENTRIFUGAL HIGH PRESSURE FANS

GENERAL FEATURES:
Range with 4 sizes from the 351 until the 501, provided with three phase 2 pole motors. Air-flow from 1.100 m³/h until 3.750 m³/h. Static pressures until 500 mmwg. Maximum air working temperature 130ºC.

MANUFACTURING FEATURES:
- Rolled steel sheet housing.
- Direct join or welded housing.
- High efficiency single inlet backward curved impeller, manufactured of rolled steel sheet.
- Epoxy powder coat finishing.
- Squirrel cage asincronous standard motor, IP-55 protection and rated class F insulation. Standard voltages 230/400V 50Hz, motors up to 5,5HP and 400/690V 50Hz for higher powers.
- The main difference between the AAMAR and the AAMAR-S is the AAMAR-S noise level is much lowest than the AAMAR noise level.

APPLICATIONS:
- Specially designed for duct assembly, are suitable for:
- Automatic iron machinery.
- Air injection in burners, ovens…
- Smoke exhaust.
- Industrial processes.
- Clean air and light dusty air transport.

UNDER REQUEST:
- 60Hz fans and special voltages.
- 2 speed motors.
- Flame proof or explosion proof ATEX certificated motors.
- Stainless steel or hot dip galvanised fans.

THREE PHASE RANGE

NOVEDAD NEW

Code	Model	Max. R.P.M.	Max. Current (A) 230	400	690	O. Pw. kw	Max. A. F. m3/h	Sound dB (A)	Weight Kg	Trd.Price €
300265000	AAMAR/S 352 T2 1	2.810	3,27	1,89	-	0,75	1.100	68	31	**812,90**
300265100	AAMAR/S 351 T2 1,5	2.820	5,01	2,9	-	1,1	1.500	69	33	**826,50**
300265200	AAMAR/S 402 T2 2	2.860	6,61	3,02	-	1,5	1.850	72	38	**885,00**
300265300	AAMAR/S 401 T2 3	2.860	8,2	4,7	-	2,2	2.500	73	41	**923,40**
300265400	AAMAR/S 452 T2 4	2.800	12,48	7,21	-	3	3.000	75	70	**1.053,80**
300265500	AAMAR/S 451 T2 5,5	2.840	14,9	8,61	-	4	3.750	76	75	**1.106,30**
300265600	AAMAR/S 502 T2 7,5	2.850	-	11	6,3	5,5	3.750	78	100	**1.289,80**
300265700	AAMAR/S 501 T2 10	2.850	-	14,6	8,4	7,5	3.750	80	106	**1.380,20**

Ancillaries

RFS **ASD** **INT** **PE** **RA** **OI**

EA **EI** **BA** **SIL-C** **SIL-R** **RH**

casals
WE CONTROL AIR

AAMHR CENTRIFUGAL HIGH PRESSURE FANS

GENERAL FEATURES:
Range with 10 sizes from the 350 until the 812, provided with three phase 2 pole motors. Air-flow from 450 m³/h until 4.400 m³/h. Static pressures until 1.400 mmwg. Maximum air working temperature 130ºC.

MANUFACTURING FEATURES:
- Rolled steel sheet housing.
- Direct join or welded housing.
- High efficiency single inlet backward curved impeller, manufactured of rolled steel sheet.
- Epoxy powder coat finishing.
- Squirrel cage asincronous standard motor, IP-55 protection and rated class F insulation. Standard voltages 230/400V 50Hz, motors up to 5,5HP and 400/690V 50Hz for higher powers.

APPLICATIONS:
- Specially designed for duct assembly, are suitable for:
- Automatic iron machinery.
- Air injection in burners, ovens…
- Smoke exhaust.
- Industrial processes.
- Clean air and light dusty air transport.

UNDER REQUEST:
- 60Hz fans and special voltages.
- 2 speed motors.
- Flame proof or explosion proof ATEX certificated motors.
- Stainless steel or hot dip galvanised fans.

THREE PHASE RANGE

Code	Model	Max. R.P.M.	Max. Current (A) 230	400	690	O. Pw. kw	Max. A. F. m3/h	Sound dB (A)	Weight Kg	Trd.Price €
300265800	AAMHR 350 T2 1/2	2.780	1,97	1,14	-	0,37	450	73	21	**772,90**
300265900	AAMHR 400 T2 1	2.810	3,27	1,89	-	0,75	600	74	28	**813,40**
300266000	AAMHR 451 T2 1	2.810	3,27	1,89	-	0,75	500	74	29	**893,90**
300266100	AAMHR 452 T2 2	2.860	6,61	3,02	-	1,5	800	75	30	**924,30**
300266200	AAMHR 501 T2 2	2.860	6,61	3,02	-	1,5	800	78	50	**1.004,80**
300266300	AAMHR 502 T2 3	2.860	8,26	4,78	-	2,2	1.000	79	57	**1.041,50**
300266400	AAMHR 561 T2 3	2.860	8,26	4,78	-	2,2	750	81	75	**1.165,00**
300266500	AAMHR 562 T2 4	2.880	12,6	7,3	-	3	1.100	82	80	**1.211,20**
300266600	AAMHR 631 T2 5,5	2.840	14,9	8,61	-	4	1.200	85	130	**1.507,60**
300266700	AAMHR 632 T2 7,5	2.850	-	11	6,3	5,5	1.800	86	140	**1.670,50**
300266800	AAMHR 671 T2 7,5	2.850	-	11	6,3	5,5	1.400	87	155	**1.935,10**
300266900	AAMHR 672 T2 10	2.850	-	14,6	8,4	7,5	2.000	88	163	**2.041,40**
300267000	AAMHR 711 T2 10	2.850	-	14,6	8,4	7,5	1.700	87	200	**2.273,30**
300267100	AAMHR 712 T2 15	2.915	-	21,5	12,4	11	2.200	88	210	**2.633,00**
300267200	AAMHR 761 T2 15	2.915	-	21,5	12,4	11	2.100	88	255	**3.155,70**
300267300	AAMHR 762 T2 20	2.920	-	29	16,7	15	2.900	89	270	**3.272,20**
300267400	AAMHR 811 T2 25	2.915	-	34,5	19,9	18,5	3.700	89	300	**3.663,80**
300267500	AAMHR 812 T2 30	2.940	-	40	23	22	4.400	90	320	**3.973,40**

NOVEDAD-NEW

Ancillaries

RFS **ASD** **INT** **PE** **RA** **OI**

EA **EI** **BA** **SIL-C** **SIL-R** **RH**

HIGH PRESSURE FANS

casals
WE CONTROL AIR

AAVC CENTRIFUGAL HIGH PRESSURE FANS

GENERAL FEATURES:
Range with 8 sizes from the 500 until the 1.120, provided with three phase 2 pole motors. Air-flow from 648 m³/h until 6.120 m³/h. Maximum air working temperature 130ºC in continuous. Static pressures until 2.400 mmwg.

MANUFACTURING FEATURES:
- Rolled steel sheet housing.
- Fully welded housing.
- High efficiency single inlet backward curved impeller, manufactured of rolled steel sheet and epoxy powder finishing.
- Epoxy powder coat finishing.
- Squirrel cage asincronous standard motor, IP-55 protection and rated class F insulation. Standard voltages 230V 50Hz for single phase motors, 230/400V 50Hz for three phase, motors up to 5,5HP and 400/690V 50Hz for higher powers.

APPLICATIONS:
- Specially designed for duct assembly, are suitable for:
- Pneumatic transports.
- Air injection in burners, ovens…
- Smoke exhaust.
- Industrial processes.
- Clean air and light dusty air transport.

UNDER REQUEST:
- 60Hz fans and special voltages.
- 2 speed motors.
- Flameproof or explosionproof fans with ATEX certificated motors.
- Fan for air working temperatures up to 250ºC, 300ºC or 450ºC.
- Hot dip galvanised or stainless steel fans.

THREE PHASE RANGE

Code	Model	Max. R.P.M.	Max. Current (A) 230	400	690	O. Pw. kw	Max. A. F. m3/h	Sound dB (A)	Weight Kg	Trd.Price €
300267600	AAVC 500 T2 1,5	2.820	5,01	2,9	-	1,1	648	75	63	**1.431,50**
300267700	AAVC 560 T2 2	2.860	6,61	3,02	-	1,5	576	79	95	**1.777,20**
300267800	AAVC 560 T2 3	2.860	8,26	4,78	-	2,2	1.044	79	98	**1.819,20**
300267900	AAVC 630 T2 3	2.860	8,26	4,78	-	2,2	756	81	125	**2.041,40**
300268000	AAVC 630 T2 4	2.880	12,6	7,3	-	3	1.044	82	130	**2.074,30**
300268100	AAVC 630 T2 5,5	2.840	14,9	8,61	-	4	1.476	82	134	**2.124,70**
300268200	AAVC 710 T2 5,5	2.840	14,9	8,61	-	4	1.152	87	162	**2.503,70**
300268300	AAVC 710 T2 7,5	2.850	-	11	6,3	5,5	1.476	87	179	**2.579,60**
300268400	AAVC 710 T2 10	2.850	-	14,6	8,4	7,5	2.376	88	185	**2.657,40**
300268500	AAVC 800 T2 10	2.850	-	14,6	8,4	7,5	1.656	88	219	**3.251,90**
300268600	AAVC 800 T2 15	2.915	-	21,5	12,4	11	2.628	90	256	**3.517,00**
300268700	AAVC 900 T2 15	2.915	-	21,5	12,4	11	1.656	90	357	**4.193,20**
300268800	AAVC 900 T2 20	2.920	-	29	16,7	15	2.160	91	369	**4.342,20**
300268900	AAVC 900 T2 25	2.915	-	34,5	19,9	18,5	3.024	93	380	**4.575,70**
300269000	AAVC 1000 T2 30	2.940	-	40	23	22	2.376	94	467	**6.214,40**
300269100	AAVC 1000 T2 40	2.935	-	56	32,3	30	3.744	94	522	**6.665,60**
300269200	AAVC 1120 T2 60	2.950	-	78	45	45	4.716	98	730	**10.186,20**
300269300	AAVC 1120 T2 75	2.970	-	98	56,5	55	6.120	98	795	**10.781,80**

NOVEDAD-NEW

Ancillaries

RFS **ASD** **INT** **PE** **RA** **OI**

EA **EI** **BA** **SIL-C** **SIL-R** **RH**

AAZVC CENTRIFUGAL HIGH PRESSURE FANS (Belt Driven)

GENERAL FEATURES:
Range with 8 sizes from the 500 until the 1.120. Air-flow from 850 m³/h until 8.500 m³/h. Maximum air working temperature 130ºC in continuous. Static pressures until 1.800 mmwg.

MANUFACTURING FEATURES:
- Rolled steel sheet housing.
- Fully welded housing.
- High efficiency single inlet backward curved impeller, manufactured of rolled steel sheet and epoxy powder finishing.
- The fan as standard will be supplied at "FREE SHAFT", it means without motor, pulleys and belts.
- Epoxy powder coat finishing.

APPLICATIONS:
- Specially designed for duct assembly, are suitable for:
- Pneumatic transports.
- Air injection in burners, ovens…
- Smoke exhaust.
- Industrial processes.
- Clean air and light dusty air transport.

UNDER REQUEST:
- Full equipped fans including: motor, pulleys, belts, belts guard and shaft guard. Fitted over a base plate.
- Flameproof or explosionproof fans with ATEX certificated motors.
- Fan for air working temperatures up to 250ºC.
- Hot dip galvanised or stainless steel fans.

THREE PHASE RANGE

NOVEDAD NEW

Code	Model	Max. R.P.M.	O. Pw. HP	Max. Air Flow. m3/h	Max. P. SP (mm WG)	Trd. Price €
300269400	AAZVC 500	4.000	4	1.200	850	**1.319,70**
300269500	AAZVC 560	3.750	5,5	1.600	900	**1.643,10**
300269600	AAZVC 630	3.550	10	2.000	1.100	**1.865,30**
300269700	AAZVC 710	3.350	15	2.500	1.200	**2.244,20**
300269800	AAZVC 800	3.150	20	3.700	1.400	**2.838,70**
300269900	AAZVC 900	3.000	30	5.000	1.600	**3.514,90**
300270000	AAZVC 1000	2.800	50	6.500	1.700	**4.883,70**
300270100	AAZVC 1120	2.650	75	8.500	1.800	**6.928,60**

Ancillaries

RFS **ASD** **INT** **PE** **RA** **OI**

EA **EI** **BA** **SIL-C** **SIL-R** **RH**

AAVP CENTRIFUGAL HIGH PRESSURE FANS

GENERAL FEATURES:
Range with 10 sizes from the 400 until the 1.120, provided with three phase 2 pole motors. Air-flow from 720 m³/h until 13.120 m³/h. Maximum air working temperature 130ºC in continuous. Static pressures until 2.400 mmwg.

MANUFACTURING FEATURES:
- Rolled steel sheet housing.
- Fully welded housing.
- High efficiency single inlet backward curved impeller, manufactured of rolled steel sheet and epoxy powder finishing.
- Epoxy powder coat finishing.
- Squirrel cage asincronous standard motor, IP-55 protection and rated class F insulation. Standard voltages 230V 50Hz for single phase motors, 230/400V 50Hz for three phase, motors up to 5,5HP and 400/690V 50Hz for higher powers.

APPLICATIONS:
- Specially designed for duct assembly, are suitable for:
- Pneumatic transports.
- Air injection in burners, ovens…
- Smoke exhaust.
- Industrial processes.
- Clean air and light dusty air transport.

UNDER REQUEST:
- 60Hz fans and special voltages.
- 2 speed motors.
- Flameproof or explosionproof fans with ATEX certificated motors.
- Fan for air working temperatures up to 250ºC, 300ºC or 450ºC.
- Hot dip galvanised or stainless steel fans.



HIGH PRESSURE FANS

casals
WE CONTROL AIR

THREE PHASE RANGE

Code	Model	Max. R.P.M.	Max. Current (A) 230	400	690	O. Pw. kw	Max. A. F. m3/h	Sound dB (A)	Weight Kg	Trd.Price €
300270200	AAVP 400 T2 1,5	2.820	5,01	2,9	-	1,1	792	72	48	**1.036,20**
300270300	AAVP 451 T2 1,5	2.820	5,01	2.,9	-	1,1	900	73	57	**1.134,20**
300270400	AAVP 452 T2 2	2.860	6,61	3,02	-	1,5	1.152	74	63	**1.156,60**
300270500	AAVP 501 T2 1,5	2.820	5,01	2,9	-	1,1	648	75	62	**1.457,60**
300270600	AAVP 502 T2 2	2.860	6,61	3,02	-	1,5	1.008	77	65	**1.480,00**
300270700	AAVP 501 T2 2	2.860	6,61	3,02	-	1,5	792	77	65	**1.480,00**
300270800	AAVP 502 T2 3	2.860	8,26	4,78	-	2,2	1.440	77	67	**1.522,00**
300270900	AAVP 561 T2 2	2.860	6,61	3,02	-	1,5	720	79	94	**1.806,60**
300271000	AAVP 562 T2 3	2.860	8,26	4,78	-	2,2	1.152	79	96	**1.848,60**
300271100	AAVP 563 T2 4	2.880	12,6	7,3	-	3	1.620	80	102	**1.881,60**
300271200	AAVP 561 T2 3	2.860	8,26	4,78	-	2,2	900	80	98	**1.848,60**
300271300	AAVP 562 T2 4	2.880	12,6	7,3	-	3	1.296	81	107	**1.881,60**
300271400	AAVP 563 T2 5,5	2.840	14,9	8,61	-	4	2.160	81	111	**1.932,00**
300271500	AAVP 631 T2 4	2.880	12,6	7,3	-	3	1.008	82	128	**2.126,60**
300271600	AAVP 632 T2 5,5	2.840	14,9	8,61	-	4	1.620	82	136	**2.177,00**
300271700	AAVP 633 T2 7,5	2.850	-	11	6,3	5,5	2.628	82	147	**2.252,90**
300271800	AAVP 631 T2 5,5	2.840	14,9	8,61	-	4	1.152	83	136	**2.177,00**
300271900	AAVP 632 T2 7,5	2.850	-	11	6,3	5,5	1.836	87	150	**2.252,90**
300272000	AAVP 633 T2 10	2.850	-	14,6	8,4	7,5	2.988	87	155	**2.330,70**
300272100	AAVP 711 T2 10	2.850	-	14,6	8,4	7,5	2.340	88	189	**2.696,60**
300272200	AAVP 713 T2 15	2.915	-	21,5	12,4	11	3.780	89	220	**2.961,60**
300272300	AAVP 712 T2 15	2.915	-	21,5	12,4	11	2.988	89	196	**2.961,60**
300272400	AAVP 713 T2 20	2.920	-	29	16,7	15	4.716	89	230	**3.110,60**
300272500	AAVP 801 T2 15	2.915	-	21,5	12,4	11	2.628	90	261	**3.546,40**
300272600	AAVP 802 T2 20	2.920	-	29	16,7	15	3.780	90	267	**3.695,40**
300272700	AAVP 803 T2 25	2.915	-	34,5	19,9	18,5	5.328	90	278	**3.928,90**
300272800	AAVP 801 T2 20	2.920	-	29	16,7	15	2.988	90	272	**3.695,40**
300272900	AAVP 802 T2 25	2.915	-	34,5	19,9	18,5	4.212	90	283	**3.928,90**
300273000	AAVP 803 T2 30	2.940	-	40	23	22	5.328	92	305	**4.198,90**
300273100	AAVP 901 T2 25	2.915	-	34,5	19,9	18,5	3.348	91	400	**4.657,40**
300273200	AAVP 902 T2 30	2.940	-	40	23	22	4.212	93	422	**4.927,40**
300273300	AAVP 903 T2 40	2.935	-	56	32,3	30	6.768	93	537	**5.378,50**
300273400	AAVP 901 T2 30	2.940	-	40	23	22	2.988	94	428	**4.927,40**
300273500	AAVP 902 T2 40	2.935	-	56	32,3	30	4.716	94	543	**5.378,50**
300273600	AAVP 903 T2 50	2.935	-	68,5	39,5	37	6.768	94	554	**5.494,40**
300273700	AAVP 1001 T2 50	2.935	-	68,5	39,5	37	5.328	95	630	**6.760,40**
300273800	AAVP 1002 T2 60	2.950	-	78	45	45	7.560	95	674	**8.120,20**
300273900	AAVP 1003 T2 75	2.970	-	98	56,5	55	9.468	95	746	**8.715,80**
300274000	AAVP 1001 T2 60	2.950	-	78	45	45	6.048	95	681	**8.120,20**
300274100	AAVP 1002 T2 75	2.970	-	98	56,5	55	7.560	95	753	**8.715,80**
300274200	AAVP 1003 T2 100	2.975	-	132	76,3	75	11.988	95	852	**10.137,30**
300274300	AAVP 1121 T2 75	2.970	-	98	56,5	55	6.768	97	860	**10.703,80**
300274400	AAVP 1122 T2 100	2.975	-	132	76,3	75	9.468	97	999	**12.125,30**
300274500	AAVP 1123 T2 125	2.975	-	161	76,3	90	13.320	97	992	**13.166,30**
300274600	AAVP 1121 T2 100	2.975	-	132	76,3	75	7.560	99	967	**12.125,30**
300274700	AAVP 1122 T2 125	2.975	-	161	76,3	90	9.468	99	959	**13.166,30**
300274800	AAVP 1123 T2 150	2.980	-	194	86,7	110	13.320	99	1158	**14.667,60**

NOVEDAD-VEN

Ancillaries

RFS ASD INT PE RA OI

EA EI BA SIL-C SIL-R RH

HIGH PRESSURE FANS

casals
WE CONTROL AIR

AAZVP CENTRIFUGAL HIGH PRESSURE FANS (Belt Driven)

GENERAL FEATURES:
Range with 10 sizes from the 400 until the 1.120. Air-flow from 2.200 m³/h until 14.000 m³/h. Maximum air working temperature 130ºC in continuous. Static pressures until 1.900 mmwg.

MANUFACTURING FEATURES:
· Rolled steel sheet housing.
· Fully welded housing.
· High efficiency single inlet backward curved impeller, manufactured of rolled steel sheet and epoxy powder finishing.
· The fan as standard will be supplied at "FREE SHAFT", it means without motor, pulleys and belts.
· Epoxy powder coat finishing.

APPLICATIONS:
· Specially designed for duct assembly, are suitable for:
· Pneumatic transports.
· Air injection in burners, ovens…
· Smoke exhaust.
· Industrial processes.
· Clean air and light dusty air transport.

UNDER REQUEST:
· Full equipped fans including: motor, pulleys, belts, belts guard and shaft guard. Fitted over a base plate.
· Flameproof or explosionproof fans with ATEX certificated motors.
· Fan for air working temperatures up to 250ºC.
· Hot dip galvanised or stainless steel fans.

THREE PHASE RANGE

Code	Model	Max. R.P.M.	O. Pw. HP	Max. Air Flow. m3/h	Max. P. SP (mm WG)	Trd. Price €
300274900	AAZVP 500	4.000	7,5	2.200	850	**1.345,90**
300275000	AAZVP 560	3.750	10	2.700	900	**1.672,50**
300275100	AAZVP 630	3.550	20	4.000	1.050	**1.917,50**
300275200	AAZVP 710	3.350	25	4.900	1.350	**2.283,40**
300275300	AAZVP 800	3.150	40	6.500	1.400	**2.868,10**
300275400	AAZVP 900	3.000	60	9.000	1.500	**3.596,60**
300275500	AAZVP 1000	2.800	100	12.000	1.500	**4.862,70**
300275600	AAZVP 1120	2.650	125	14.500	1.900	**6.850,70**

NOVEDAD-NEW

Ancillaries

RFS ASD INT PE RA OI

EA EI BA SIL-C SIL-R RH

casals
WE CONTROL AIR

AAVG CENTRIFUGAL HIGH PRESSURE FANS

GENERAL FEATURES:
Range with 10 sizes from the 350 until the 1.000, provided with three phase 2 pole motors. Air-flow from 1.044 m³/h until 26.640 m³/h. Maximum air working temperature 130ºC in continuous. Static pressures until 2.000 mmwg.

MANUFACTURING FEATURES:
- Rolled steel sheet housing.
- Fully welded housing.
- High efficiency single inlet backward curved impeller, manufactured of rolled steel sheet and epoxy powder finishing.
- Epoxy powder coat finishing.
- Squirrel cage asincronous standard motor, IP-55 protection and rated class F insulation. Standard voltages 230V 50Hz for single phase motors, 230/400V 50Hz for three phase, motors up to 5,5HP and 400/690V 50Hz for higher powers.

APPLICATIONS:
- Specially designed for duct assembly, are suitable for:
- Pneumatic transports.
- Air injection in burners, ovens…
- Smoke exhaust.
- Industrial processes.
- Clean air and light dusty air transport.

UNDER REQUEST:
- 60Hz fans and special voltages.
- 2 speed motors.
- Flameproof or explosionproof fans with ATEX certificated motors.
- Fan for air working temperatures up to 250ºC, 300ºC or 450ºC.
- Hot dip galvanised or stainless steel fans.

THREE PHASE RANGE

Code	Model	Max. R.P.M.	Max. Current (A) 230	400	690	O. Pw. kw	Max. A. F. m3/h	Sound dB (A)	Weight Kg	Trd.Price €
300275700	AAVG 350 T2 1,5	2.820	5,01	2,9	-	1,1	1.044	78	33	**970,90**
300275800	AAVG 400 T2 2	2.860	6,61	3,02	-	1,5	1.296	79	53	**1.123,90**
300275900	AAVG 450 T2 3	2.860	8,26	4,78	-	2,2	1.836	80	65	**1.361,90**
300276000	AAVG 501 T2 4	2.880	12,6	7,3	-	3	2.124	81	87	**1.594,10**
300276100	AAVG 502 T2 5,5	2.840	14,9	8,61	-	4	3.024	81	93	**1.644,50**
300276200	AAVG 501 T2 5,5	2.840	14,9	8,61	-	4	2.376	82	93	**1.644,50**
300276300	AAVG 502 T2 7,5	2.850	-	11	6,3	5,5	3.384	86	107	**1.720,40**
300276400	AAVG 561 T2 7,5	2.850	-	11	6,3	5,5	3.384	87	127	**1.952,40**
300276500	AAVG 562 T2 10	2.850	-	14,6	8,4	7,5	4.680	87	133	**2.030,20**
300276600	AAVG 561 T2 10	2.850	-	14,6	8,4	7,5	3.600	87	135	**2.030,20**
300276700	AAVG 632 T2 15	2.915	-	21,5	12,4	11	6.084	89	193	**2.625,20**
300276800	AAVG 631 T2 15	2.915	-	21,5	12,4	11	4.140	89	196	**2.625,20**
300276900	AAVG 632 T2 20	2.920	-	29	16,7	15	6.804	89	198	**2.774,20**
300277000	AAVG 711 T2 25	2.915	-	34,5	19,9	18,5	6.804	91	246	**3.553,20**
300277100	AAVG 712 T2 30	2.940	-	40	23	22	9.504	93	368	**3.823,20**
300277200	AAVG 711 T2 30	2.940	-	40	23	22	6.804	93	272	**3.823,20**
300277300	AAVG 712 T2 40	2.935	-	56	32,3	30	10.800	94	388	**4.274,40**
300277400	AAVG 801 T2 40	2.935	-	56	32,3	30	8.460	95	424	**1.781,90**
300277500	AAVG 802 T2 50	2.935	-	68,5	39,5	37	11.880	95	435	**5.690,40**
300277600	AAVG 801 T2 50	2.935	-	68,5	39,5	37	8.460	96	440	**5.690,40**
300277700	AAVG 802 T2 60	2.950	-	78	45	45	13.428	96	484	**7.050,20**
300277800	AAVG 901 T2 75	2.970	-	98	56,5	55	11.800	96	701	**8.516,20**
300277900	AAVG 902 T2 100	2.975	-	132	76,3	75	21.600	97	802	**9.937,70**
300278000	AAVG 901 T2 100	2.975	-	132	76,3	75	15.228	97	808	**9.937,70**
300278100	AAVG 902 T2 125	2.975	-	161	76,3	90	23.760	97	840	**10.978,70**
300278200	AAVG 1001 T2 125	2.975	-	161	76,3	90	15.228	98	920	**12.257,70**
300278300	AAVG 1002 T2 150	2.980	-	194	86,7	110	23.760	98	1.078	**13.759,00**
300278400	AAVG 1001 T2 150	2.980	-	194	86,7	110	17.028	99	1.085	**13.759,00**
300278500	AAVG 1002 T2 180	2.980	-	227	131,2	132	26.640	99	1.112	**15.233,60**

NOVEDAD-NEW

Ancillaries

RFS ASD INT PE RA OI

EA EI BA SIL-C SIL-R RH

HIGH PRESSURE FANS

casals
WE CONTROL AIR

AAZVG CENTRIFUGAL HIGH PRESSURE FANS (Belt Driven)

GENERAL FEATURES:
Range with 10 sizes from the 350 until the 1.000. Air-flow from 5.000 m³/h until 35.000 m³/h. Maximum air working temperature 130ºC in continuous. Static pressures until 1.750 mmwg.

MANUFACTURING FEATURES:
- Rolled steel sheet housing.
- Fully welded housing.
- High efficiency single inlet backward curved impeller, manufactured of rolled steel sheet and epoxy powder finishing.
- The fan as standard will be supplied at "FREE SHAFT", it means without motor, pulleys and belts.
- Epoxy powder coat finishing.

APPLICATIONS:
- Specially designed for duct assembly, are suitable for:
- Pneumatic transports.
- Air injection in burners, ovens…
- Smoke exhaust.
- Industrial processes.
- Clean air and light dusty air transport.

UNDER REQUEST:
- Full equipped fans including: motor, pulleys, belts, belts guard and shaft guard. Fitted over a base plate.
- Flameproof or explosionproof fans with ATEX certificated motors.
- Fan for air working temperatures up to 250ºC.
- Hot dip galvanised or stainless steel fans.

THREE PHASE RANGE

Code	Model	Max. R.P.M.	O. Pw. HP	Max. Air Flow. m3/h	Max. P SP (mm WG)	Trd. Price €
300278600	AAZVG 450	4.250	15	5.000	850	**1.185,80**
300278700	AAZVG 500	4.000	20	6.500	850	**1.385,10**
300278800	AAZVG 560	3.750	25	8.500	1.000	**1.617,00**
300278900	AAZVG 630	3.550	50	11.500	1.100	**1.946,90**
300279000	AAZVG 710	3.350	60	15.000	1.200	**2.492,50**
300279100	AAZVG 800	3.150	100	20.000	1.400	**3.792,60**
300279200	AAZVG 900	3.000	125	28.000	1.600	**4.663,10**
300279300	AAZVG 1000	2.800	180	35.000	1.750	**5.942,10**

NOVEDAD NEW

Ancillaries

RFS **ASD** **INT** **PE** **RA** **OI**

EA **EI** **BA** **SIL-C** **SIL-R** **RH**

casals
WE CONTROL AIR

AAVM CENTRIFUGAL HIGH PRESSURE FANS

GENERAL FEATURES:
Range with 10 sizes from the 350 until the 1.000, provided with three phase 2 pole motors. Air-flow from 1.296 m³/h until 33.840 m³/h. Maximum air working temperature 130ºC in continuous. Static pressures until 1.900 mmwg.

MANUFACTURING FEATURES:
- Rolled steel sheet housing.
- Fully welded housing.
- High efficiency single inlet backward curved impeller, manufactured of rolled steel sheet and epoxy powder finishing.
- Epoxy powder coat finishing.
- Squirrel cage asincronous standard motor, IP-55 protection and rated class F insulation. Standard voltages 230V 50Hz for single phase motors, 230/400V 50Hz for three phase, motors up to 5,5HP and 400/690V 50Hz for higher powers.

APPLICATIONS:
- Specially designed for duct assembly, are suitable for:
- Pneumatic transports.
- Air injection in burners, ovens…
- Smoke exhaust.
- Industrial processes.
- Clean air and light dusty air transport.

UNDER REQUEST:
- 60Hz fans and special voltages.
- 2 speed motors.
- Flameproof or explosionproof fans with ATEX certificated motors.
- Fan for air working temperatures up to 250ºC, 300ºC or 450ºC.
- Hot dip galvanised or stainless steel fans.

THREE PHASE RANGE

Code	Model	Max. R.P.M.	Max. Current (A) 230	400	690	O. Pw. kw	Max. A. F. m3/h	Sound dB (A)	Weight Kg	Trd.Price €
300279400	AAVM 350 T2 1	2.810	3,27	1,89	-	0,75	1.296	69	32	**637,50**
300279500	AAVM 350 T2 1,5	2.820	5,01	2,9	-	1,1	1.656	70	36	**641,00**
300279600	AAVM 400 T2 2	2.860	6,61	3,02	-	1,5	1.872	74	48	**728,60**
300279700	AAVM 400 T2 3	2.860	8,26	4,78	-	2,2	2.376	75	52	**770,60**
300279800	AAVM 450 T2 4	2.880	12,6	7,3	-	3	2.664	76	63	**1.084,50**
300279900	AAVM 450 T2 5,5	2.840	14,9	8,61	-	4	3.384	77	78	**1.134,90**
300280000	AAVM 500 T2 5,5	2.840	14,9	8,61	-	4	3.384	80	93	**1.281,90**
300280100	AAVM 500 T2 7,5	2.850	-	11	6,3	5,5	4.680	84	106	**1.357,80**
300280200	AAVM 560 T2 10	2.850	-	14,6	8,4	7,5	4.680	86	133	**1.834,20**
300280300	AAVM 560 T2 15	2.915	-	21,5	12,4	11	6.480	87	141	**2.099,20**
300280400	AAVM 630 T2 20	2.920	-	29	16,7	15	6.480	88	193	**2.607,60**
300280500	AAVM 630 T2 25	2.915	-	34,5	19,9	18,5	9.360	89	206	**2.841,10**
300280600	AAVM 711 T2 30	2.940	-	40	23	22	8.280	91	276	**3.771,00**
300280700	AAVM 711 T2 40	2.935	-	56	32,3	30	11.988	92	396	**4.222,10**
300280800	AAVM 801 T2 50	2.935	-	68,5	39,5	37	11.988	92	436	**5.527,00**
300280900	AAVM 801 T2 75	2.970	-	98	56,5	55	18.720	93	550	**7.482,40**
300281000	AAVM 901 T2 100	2.975	-	132	76,3	75	18.720	93	802	**9.893,70**
300281100	AAVM 901 T2 125	2.975	-	161	76,3	90	21.240	94	841	**10.934,70**
300281200	AAVM 1001 T2 150	2.980	-	194	86,7	110	21.240	94	1.085	**14.249,00**
300281300	AAVM 1001 T2 220	2.890	-	267	154,3	160	33.840	95	1.115	**18.517,30**

NOVEDAD NEW

Ancillaries

RFS ASD INT PE RA OI

EA EI BA SIL-C SIL-R RH

HIGH PRESSURE FANS

casals
WE CONTROL AIR

AAZVM CENTRIFUGAL HIGH PRESSURE FANS (Belt Driven)

GENERAL FEATURES:
Range with 12 sizes from the 350 until the 1.250. Air-flow from 2.900 m³/h until 65.000 m³/h. Maximum air working temperature 130ºC in continuous. Static pressures until 2.150 mmwg.

MANUFACTURING FEATURES:
- Rolled steel sheet housing.
- Fully welded housing.
- High efficiency single inlet backward curved impeller, manufactured of rolled steel sheet and epoxy powder finishing.
- The fan as standard will be supplied at "FREE SHAFT", it means without motor, pulleys and belts.
- Epoxy powder coat finishing.

APPLICATIONS:
- Specially designed for duct assembly, are suitable for:
- Pneumatic transports.
- Air injection in burners, ovens…
- Smoke exhaust.
- Industrial processes.
- Clean air and light dusty air transport.

UNDER REQUEST:
- Full equipped fans including: motor, pulleys, belts, belts guard and shaft guard. Fitted over a base plate.
- Flameproof or explosionproof fans with ATEX certificated motors.
- Fan for air working temperatures up to 250ºC.
- Hot dip galvanised or stainless steel fans.

THREE PHASE RANGE

Code	Model	Max. R.P.M.	O. Pw. HP	Max. Air Flow. m3/h	Max. P. SP (mm WG)	Trd. Price €
300281400	AAZVM 350	5.000	5,5	2.900	700	**529,20**
300281500	AAZVM 400	4.750	10	4.000	850	**594,50**
300281600	AAZVM 450	4.500	10	5.000	900	**875,50**
300281700	AAZVM 500	4.250	20	7.000	1.100	**1.022,50**
300281800	AAZVM 560	4.000	25	9.000	1.100	**1.421,00**
300281900	AAZVM 630	3.750	50	13.500	1.400	**1.780,30**
300282000	AAZVM 710	3.550	60	16.000	1.400	**2.440,20**
300282100	AAZVM 800	3.350	100	22.000	1.700	**3.629,30**
300282200	AAZVM 900	3.150	125	30.000	1.750	**4.619,10**
300282300	AAZVM 1000	3.000	220	40.000	2.150	**6.432,10**
300282400	AAZVM 1120	2.800	270	50.000	2.150	**12.248,40**
300282500	AAZVM 1250	2.500	340	65.000	2.150	**15.830,00**

NOVEDAD-NEW

Ancillaries

RFS **ASD** **INT** **PE** **RA** **OI**

EA **EI** **BA** **SIL-C** **SIL-R** **RH**

AA P/R CENTRIFUGAL HIGH PRESSURE FANS (Straight Blade Impeller)

GENERAL FEATURES:
Range with 3 sizes from the 45/5 until the 60/7, provided with three phase 2 pole motors. Air-flow from 2.900 m³/h until 5.000 m³/h. Static pressures until 430 mmwg. Maximum air working temperature 130ºC.

APPLICATIONS:
· Specially designed for duct assembly, are suitable for:
· Dusty air and air with solid particles.

MANUFACTURING FEATURES:
· Rolled steel sheet housing.
· Fully welded housing.
· Straight blade impeller manufactured of rolled steel sheet and epoxy powder coat finishing.
· Epoxy powder coat finishing.
· Squirrel cage asincronous standard motor, IP-55 protection and rated class F insulation. Standard voltages 230/400V 50Hz, motors up to 5,5HP and 400/690V 50Hz for higher powers.

UNDER REQUEST:
· 60Hz fans and special voltages.
· 2 speed motors.
· Flame proof or explosion proof ATEX certificated motors.
· Hot dip galvanised or stainless steel fan.

THREE PHASE RANGE

Code	Model	Max. R.P.M.	Max. Current (A) 230	400	690	O. Pw. kw	Max. A. F. m3/h	Sound dB (A)	Weight Kg	Trd.Price €
255120160	AA 45/5 T2 3 P/R	2.860	8,28	4,78	-	2,2	2.900	87	68	**1.395,20**
255120161	AA 45/5 T2 4 P/R	2.860	12,47	7,2	-	3	3.100	88	69	**1.449,20**
255150160	AA 50/5 T2 5,5 P/R	2.900	16,97	9,8	-	4	3.100	91	119	**1.573,30**
255150161	AA 50/5 T2 7,5 P/R	2.900	-	12,2	7,04	5,5	4.000	92	120	**1.873,40**
255520160	AA 60/7 T2 15 P/R	2.915	-	21,5	12,4	11	5.000	93	177	**2.533,50**

Ancillaries

RFS

ASD

INT

PE

EA

EI

BA

SIL-C

SIL-R

RH

HIGH PRESSURE FANS

casals
WE CONTROL AIR

AAZA P/R CENTRIFUGAL HIGH PRESSURE FANS (Straight Blade Impeller)

GENERAL FEATURES:
Range with 9 sizes from the 400 until the 1.000. Air-flow from 360 m³/h until 4.140 m³/h. Maximum air working temperature 130ºC in continuous. Static pressures until 1.000 mmwg.

MANUFACTURING FEATURES:
- Rolled steel sheet housing.
- Fully welded housing.
- Straight blade impeller manufactured of rolled steel sheet and epoxy powder coat finishing.
- Epoxy powder coat finishing.
- Squirrel cage asincronous standard motor, IP-55 protection and rated class F insulation. Standard voltages 230V 50Hz for single phase motors, 230/400V 50Hz for three phase, motors up to 5,5HP and 400/690V 50Hz for higher powers.

APPLICATIONS:
- Specially designed for duct assembly, are suitable for:
- Pneumatic transports.
- Air injection in burners, ovens…
- Smoke exhaust.
- Industrial processes.
- AVAILABLE FOR TRANSPORTING TEXTILE FIBRE.
- Clean air and light dusty air transport.

UNDER REQUEST:
- 60Hz fans and special voltages.
- 2 speed motors.
- Flameproof or explosionproof fans with ATEX certificated motors.
- Fan for air working temperatures up to 250ºC or 300ºC.
- Hot dip galvanised or stainless steel fans.

THREE PHASE RANGE

Code	Model	Max. R.P.M.	Max. Current (A) 230	400	690	O. Pw. kw	Max. A. F. m3/h	Sound dB (A)	Weight Kg	Trd.Price €
300282600	AAZA P/R 400 T2 1	2.810	3,27	1,89	-	0,75	360	79	31	**1.032,70**
300282700	AAZA P/R 400 T2 1,5	2.820	5,01	2,9	-	1,1	792	79	32	**1.036,20**
300282800	AAZA P/R 450 T2 1,5	2.820	5,01	2,9	-	1,1	468	84	36	**1.134,20**
300282900	AAZA P/R 450 T2 2	2.860	6,61	3,02	-	1,5	792	84	40	**1.156,60**
300283000	AAZA P/R 500 T2 3	2.860	8,26	4,78	-	2,2	1.044	86	58	**1.410,90**
300283100	AAZA P/R 500 T2 4	2.280	12,6	7,3	-	3	1.656	87	65	**1.443,90**
300283200	AAZA P/R 560 T2 4	2.880	12,6	7,3	-	3	900	89	80	**1.750,90**
300283300	AAZA P/R 560 T2 5,5	2.840	14,9	8,61	-	4	1.476	89	85	**1.801,30**
300283400	AAZA P/R 630 T2 7,5	2.850	-	11	6,3	5,5	1.476	94	122	**2.035,40**
300283500	AAZA P/R 630 T2 10	2.850	-	14,6	8,4	7,5	2.376	94	128	**2.177,20**
300283600	AAZA P/R 710 T2 10	2.850	-	14,6	8,4	7,5	1.152	97	148	**2.556,10**
300283700	AAZA P/R 710 T2 15	2.915	-	21,5	12,4	11	1.656	97	185	**2.821,20**
300283800	AAZA P/R 800 T2 15	2.915	-	21,5	12,4	11	1.872	98	245	**3.415,70**
300283900	AAZA P/R 800 T2 20	2.920	-	29	16,7	15	2.124	99	248	**3.564,70**
300284000	AAZA P/R 800 T2 25	2.915	-	34,5	19,9	18,5	2.664	100	282	**3.798,20**
300284100	AAZA P/R 800 T4 4	1.410	11,53	6,66	-	3	2.124	79	169	**2.946,30**
300284200	AAZA P/R 800 T4 5,5	1.440	17,1	9,86	-	4	2.124	80	178	**3.056,30**
300284300	AAZA P/R 900 T4 5,5	1.440	17,1	9,86	-	4	3.024	82	266	**3.830,50**
300284400	AAZA P/R 900 T4 10	1.420	-	16,5	9,5	7,5	3.024	83	294	**4.038,50**
300284500	AAZA P/R 1000 T4 15	1.430	-	21	12,13	11	4.140	87	457	**7.967,60**

VIEJO-NUEVO

Ancillaries

RFS **ASD** **INT** **PE** **EA** **EI** **BA** **SIL-C** **SIL-R** **RH**

AAZZA P/R CENTRIFUGAL HIGH PRESSURE FANS (Straight Blade Impeller Belt Driven)

GENERAL FEATURES:
Range with 9 sizes from the 400 until the 1.000. Air-flow from 1.000 m³/h until 6.000 m³/h. Maximum air working temperature 130ºC in continuous. Static pressures until 950 mmwg.

APPLICATIONS:
- Specially designed for duct assembly, are suitable for:
- Pneumatic transports.
- Air injection in burners, ovens…
- Smoke exhaust.
- Industrial processes.
- AVAILABLE FOR TRANSPORTING TEXTILE FIBRE.
- Clean air and light dusty air transport.

MANUFACTURING FEATURES:
- Rolled steel sheet housing.
- Fully welded housing.
- Straight blade impeller manufactured of rolled steel sheet and epoxy powder coat finishing.
- The fan as standard will be supplied at "FREE SHAFT", it means without motor, pulleys and belts.
- Epoxy powder coat finishing.

UNDER REQUEST:
- Full equipped fans including: motor, pulleys, belts, belts guard and shaft guard. Fitted over a base plate.
- Flameproof or explosionproof fans with ATEX certificated motors.
- Fan for air working temperatures up to 250ºC or 300ºC.
- Hot dip galvanised or stainless steel fans.

THREE PHASE RANGE

Code	Model	Max. R.P.M.	O. Pw. HP	Max. Air Flow. m3/h	Max. P. SP (mm WG)	Trd. Price €
300284600	AAZZA 400 P/R	5.300	5,5	1.000	900	**924,50**
300284700	AAZZA 450 P/R	4.750	7,5	1.250	900	**1.022,50**
300284800	AAZZA 500 P/R	4.250	10	1.550	900	**1.234,80**
300284900	AAZZA 560 P/R	3.750	10	1.900	900	**1.541,90**
300285000	AAZZA 630 P/R	3.350	15	2.400	900	**1.764,00**
300285100	AAZZA 710 P/R	3.000	15	3.000	900	**2.142,90**
300285200	AAZZA 800 P/R	2.950	20	4.000	950	**2.737,50**
300285300	AAZZA 900 P/R	2.350	25	5.000	950	**3.511,70**
300285400	AAZZA 1000 P/R	2.100	30	6.000	950	**7.095,20**

NOVEDAD-NEW

Ancillaries

RFS **ASD** **INT** **PE** **EA** **EI** **BA** **SIL-C** **SIL-R**